

Humax Freesat+ with Freetime

Model: HDR-1010S

**LET'S
GET
STARTED**

YOUR USER GUIDE

HUMAX


freesat



Welcome to Freesat.

We are so pleased you bought this Freesat+ with Freetime box.

NOW YOU CAN ENJOY:

- ✓ Quality state of the art satellite TV receiver
- ✓ Over 180 of your favourite channels
- ✓ Picture perfect High Definition (selected channels)
- ✓ BBC iPlayer, ITV Player, 4oD, Demand 5 and YouTube
- ✓ Catch up on the last 7 days of TV with a unique Roll Back TV Guide
- ✓ Showcase (specially selected editorial TV picks)
- ✓ Clever Recording – the smart way to organise your recorded shows
- ✓ Easy plug and play set up
- ✓ Free, expert customer support – visit freesat.co.uk or call **0345 313 0051**

NOT INCLUDED

- ✗ Monthly subscriptions (It's free)
- ✗ Lengthy contracts (It's free forever)
- ✗ Baffling, complicated technology (It's simple)

NEED A HAND?

If you need help anywhere along the way, just go to the **Help & info** menu on the **Home** screen, visit freesat.co.uk or ask other Freesat customers at community.freesat.co.uk

CONTENTS

Basics	
	Your remote control	2
	On screen icons	3
	Home. It's where it all happens.	4
	The TV Guide	5
	Your main controls	6
See what's on TV	
	Seeing what's on – Now & Next	7
	Watching something on earlier	8
	Planning what to watch later	9
	Browsing whilst watching TV	10
	Find out more about a programme	11
	Find programmes by channel type	12
	Finding and listening to radio channels	13
	Setting a reminder	14
Recordings	
	Recordings	15
	Handy auto prompts	16
	See what you've set to record	17
	Find and watch a recording	18
	Pick up a recording from where you left off	19
	Recording playback controls	20
	Managing your recording space	21
	Keeping recordings	22
Extras	
	Pause and rewind live TV	23
	Connecting to broadband	24
	On Demand	25
	Search	26
	Controlling your children's viewing	27
	Hiding Adult channels	28
	Accessibility	29
	Safety instructions	30
	Warning	32
	Troubleshooting	33
	Setting universal remote control	35
	Specification	50
	Open source software notice	52

YOUR REMOTE CONTROL

Recordings - goes to your recordings

Skip backwards - skips backwards in recordings

Stop - stops a recording and On Demand

Rewind - rewind up to x32 times faster

Record - records what you're watching or sets a recording in the TV Guide

Search - brings up the Search screen

Back - goes back one step

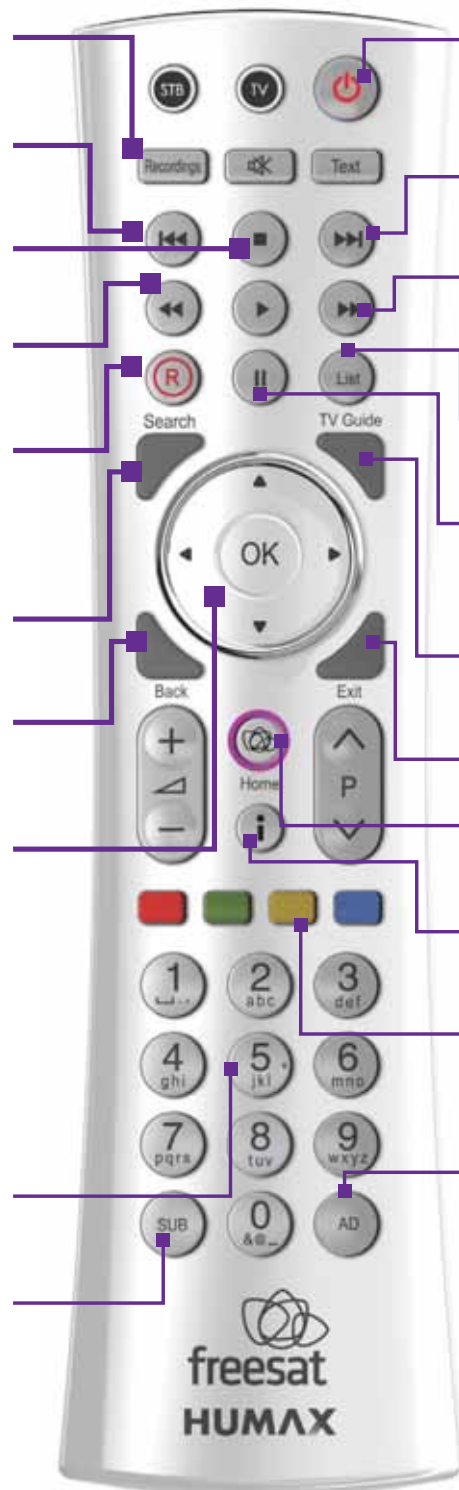
MAIN CONTROLS

Up down left right arrows - get around the TV Guide and menus

OK - confirms your selection

Number buttons - to enter channel numbers

SUB - turns subtitles on or off



Standby - puts the box into standby, and on again

Skip forward - skips forward in recordings

Fast forward - fast forward up to x32 times faster

List - sorts the TV Guide into channel groups

Pause - pauses live TV, recordings and On Demand

TV Guide - opens and closes the TV Guide

Exit - returns to live TV

Home - Takes you anywhere in Freetime

i - gives you more info about a programme

Coloured buttons - gives you more options on-screen

AD - turns audio description on or off

TOP TIP

To control your Freesat+ box, make sure that the STB mode is selected on the remote control. To control your TV with your remote control, see page 35.

ON SCREEN ICONS

ON SCREEN ICONS

 May contain material with adult themes

 Subtitles available

 Audio description available

 Shown with sign language

 5.1 Dolby 5.1 surround sound available


 3D


 High definition

 An HD version also available

 Reminder

 Part of Freesat Showcase

 On Demand alternative available

 Part of a series

RECORDING ICONS

 To be deleted soon

 Kept (won't be deleted)

 Watched

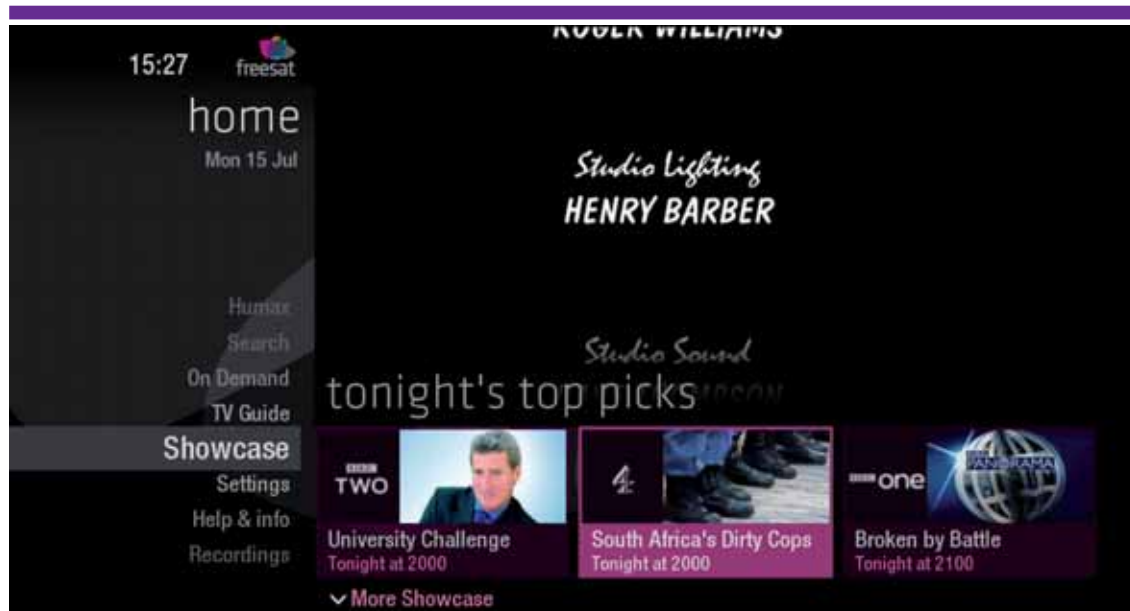
 Part watched

 Series recording

 Recording set

 Recording failed

HOME. IT'S WHERE IT ALL HAPPENS.



The Home screen will take you anywhere you want to go. Press **HOME**

Home takes you to:

TV Guide

Ready for some telly? Great. This is the place to come.

Showcase

Full of programme ideas to tempt you. Use **⏪** and **⏩** to explore our pick of what's on tonight, later this week and On Demand.

Recordings

Your Freesat+ box has room to record all the TV you love, even whole series. And with so much recording space to play with we've made them easy to find and manage in one place.

On Demand

The best free On Demand services full of TV favourites ready to watch when you are. Your Freesat+ box will need to be connected to your router (see page 24).

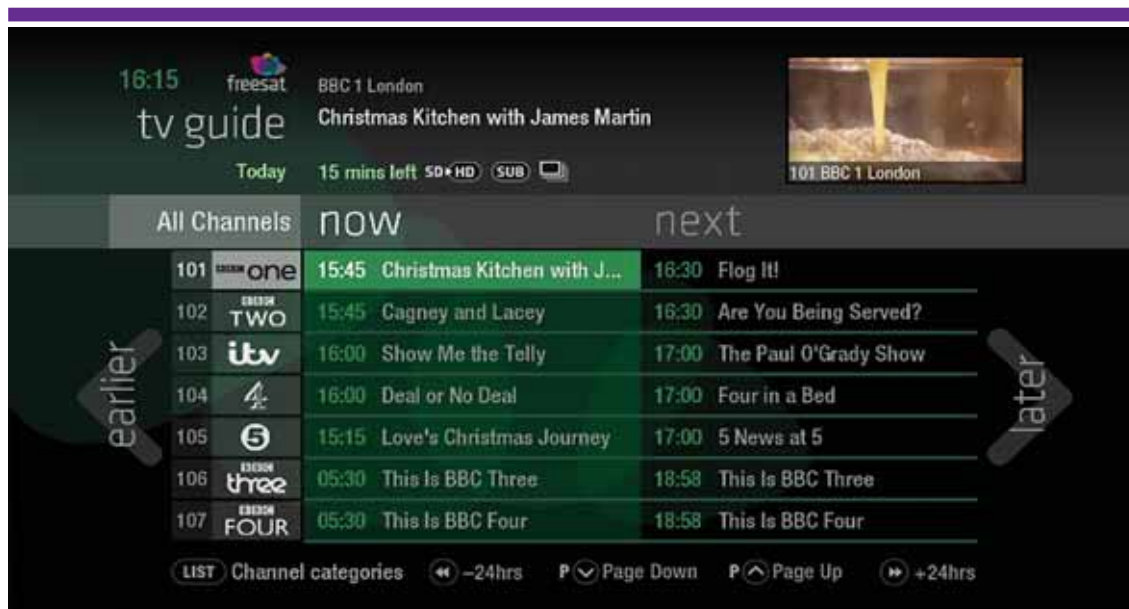
Search

Quickly find a programme without trawling the TV listings.

Help & info

Tips on making the most of your Freesat+ box, and info about services for visually impaired and hard of hearing viewers.

THE TV GUIDE



See what's on the minute you sit down with our new at a glance 'Now & Next' view. Press **TV GUIDE**

Use **◀** and **▶** to explore:

- what's on 'Now & Next'

- what's coming up in the next 7 days

later

- what's been on already but is available for catch up

earlier

YOUR MAIN CONTROLS

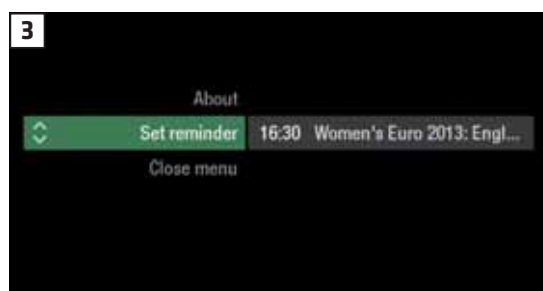
These buttons can get you everywhere.

Press **OK** on a programme in the TV Guide and all the available options for that specific programme will be listed.

So if a programme is on live TV now, highlight it in the TV Guide, press **OK** and the Action Menu will look like screen 2.

If the programme is on later, you'll be able to **Set a reminder**, or **Record** it (Screen 3).

Press **Left** **Right** to scroll through the options and **OK** to select.



TOP TIP

Pressing **OK** on a programme brings up all the available options.

SEEING WHAT'S ON – NOW & NEXT



The TV Guide shows what's on now and next in an 'at a glance' view.

Press **TV GUIDE**

To move through the channels, use **↶** **↷**

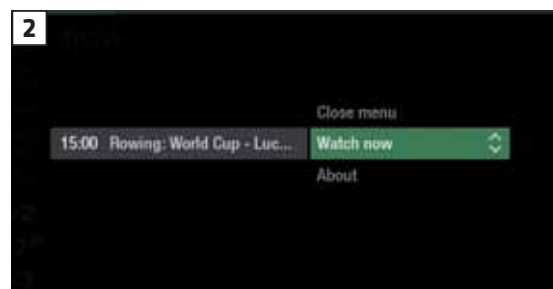
To move through the programmes a page at a time, press **P** **↶** and **P** **↷**

To move forward and back 24 hours, press **↶** and **↷**

As you browse through the guide, the short programme info is shown at the top of the screen. For more programme info, press **i**

Highlight a programme and press **OK** and choose **Watch now** (Screen 2).

At any stage to go back to watching TV full screen, press **EXIT**



TOP TIP

If you know the channel number, jump straight to it in the TV Guide with the number buttons.

WATCHING SOMETHING ON EARLIER ◀

You can Roll Back the TV Guide to find programmes that were on earlier ready to watch now.

Available on selected channels with On Demand services on Freesat. Look out for **earlier** highlighted in the TV Guide where this is available.

Continue to press **◀** to highlight 'earlier' on the left hand side of the guide (Screen 1).

Press **◀** again, and bingo. Programmes from earlier on today, ready to watch whenever you are (Screen 2).

You can go back up to 7 days by continuing to press the **◀** (Screen 3).

Highlight a programme you want to watch, press **OK**

To go back to the live TV Guide, continue to press **▶**


To go back to watching TV full screen, press **EXIT**




PLANNING WHAT TO WATCH LATER >

To plan your viewing a bit further ahead, the full TV Guide has listings for the next 7 days.

Use  to highlight 'later' on the right hand side of the guide (Screen 1).

Press  again for the full TV Guide (Screen 2).

You can plan your viewing for up to a week in advance, setting reminders and recordings to your heart's delight. Just remember to give yourself time to enjoy it all.

To go back to watching TV full screen, press .









TOP TIP



To fast scroll through the TV Guide, press and hold    


BROWSING WHILST WATCHING TV




You don't have to stop watching TV to see what else is on. For a quick snapshot of what's on now and next, press any of the     buttons.

To see what's on other channels, press   (Screen 2).


Browse programmes on earlier today by pressing  and what's on later by pressing  (Screen 3).

You can set reminders and recordings here by pressing .

To go back to watching live TV full screen, press .



TOP TIP

Press  to see the programme description.

Set a programme to record with one touch by pressing .

FIND OUT MORE ABOUT A PROGRAMME

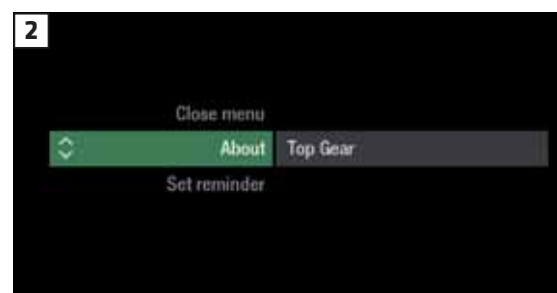
Programmes come with extra info to help you decide whether to watch them, including a description, episode details and more.

To see the programme info, highlight the programme in the TV Guide and press the **i** button. A short description will then show in the info area next to the mini TV (Screen 1).

To see more info about the programme, now press **OK** for the Action Menu (Screen 2).

Select **About**

Here you'll find a longer description of the programme including cast and crew info and more (Screen 3).

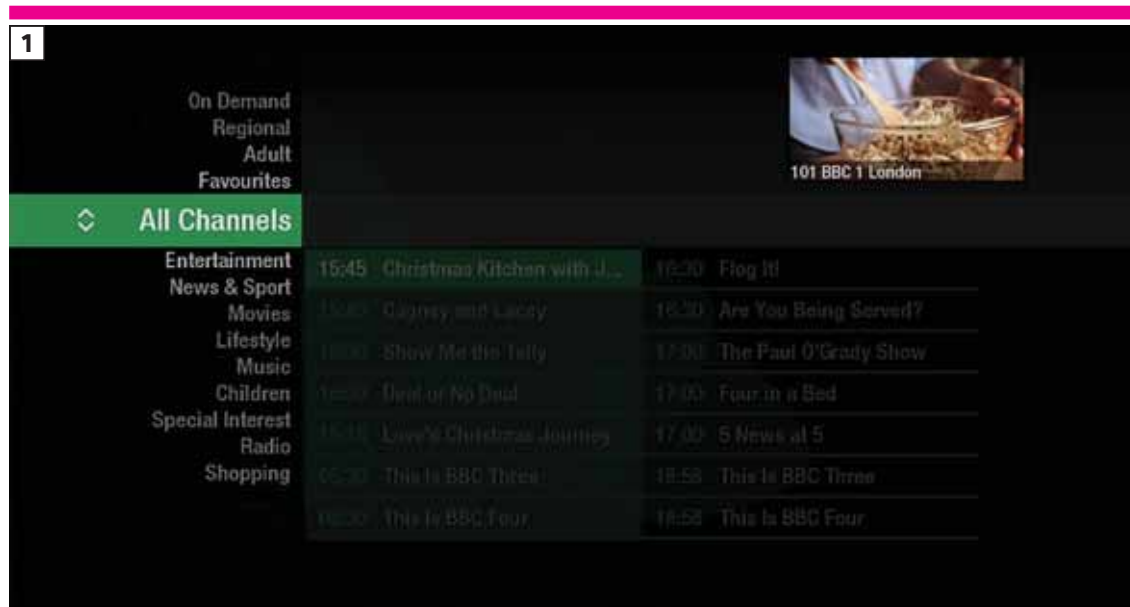


ON SCREEN ICONS

You may see these in the info area

- HD** High definition
- SD HD** an HD version also available
- 3D** 3D
- G** may contain material with adult themes
- AD** audio description available
- SUB** subtitles available
- SL** shown with sign language
- Dolby 5.1** Dolby 5.1 surround sound available

FIND PROGRAMMES BY CHANNEL TYPE

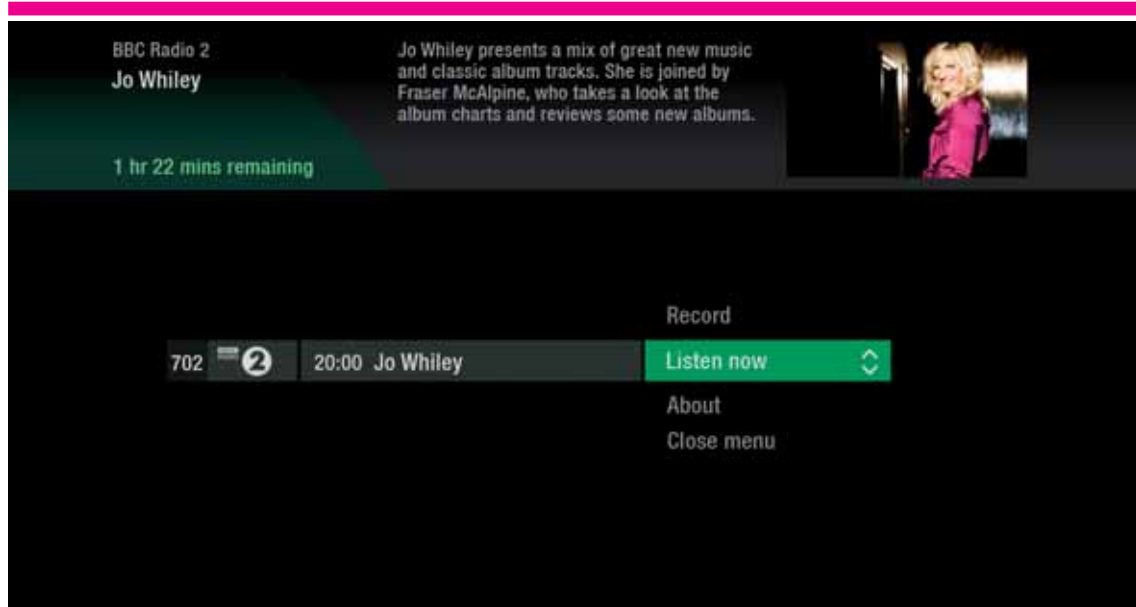



In the mood for a movie, or need your next news fix? Jump straight to that group of channels in the TV Guide by pressing **LIST** on your remote control (Screen 1).

Use **↶** **↷** to choose the type of channel you're looking for, and press **OK** (Screen 2). You'll then jump to that group of channels in the TV Guide.



FINDING AND LISTENING TO RADIO CHANNELS



Find the radio channels in the TV Guide quickly by pressing **LIST**, then use  and select Radio.

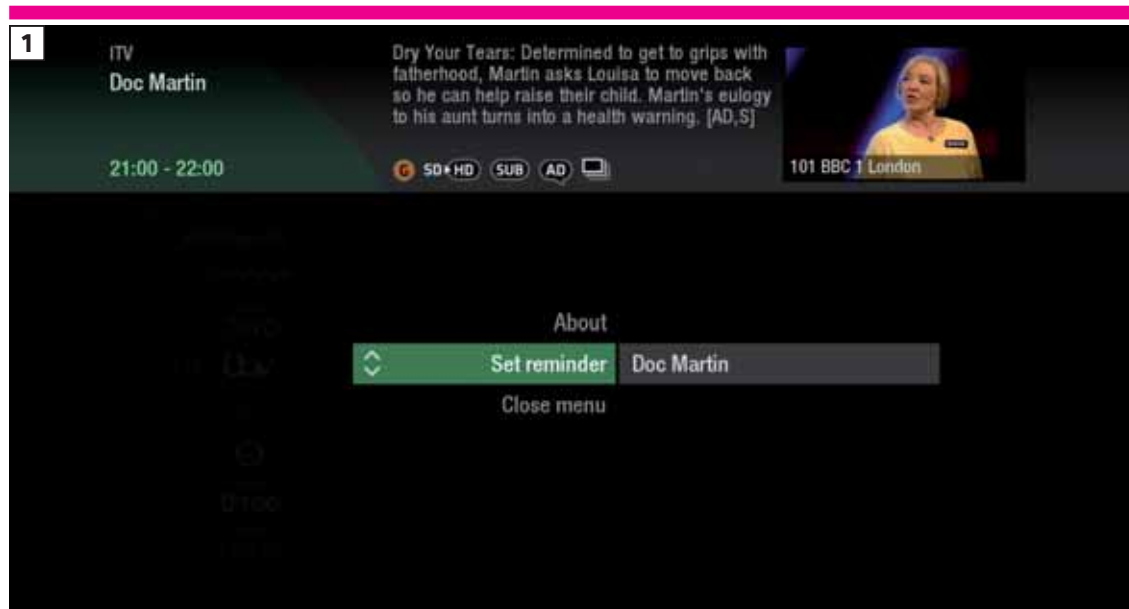
To listen to a radio programme, highlight it in the TV Guide and press **OK**

You can choose to **Listen now**, **Set reminder** or **Record** just like a TV programme.

TOP TIP

Radio channels start at Channel 700

SETTING A REMINDER



Worried you'll miss a programme? Well worry no more. You can set a reminder from both the TV Guide or while watching live TV.

From the TV Guide (Screen 1).

Highlight the programme you want to set a reminder for, press **OK** and select

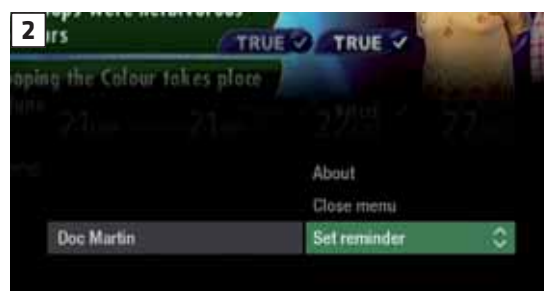
Set reminder

While watching live TV (Screen 2).

Highlight a programme and press **OK** and select

Set reminder

The reminder prompt will appear on screen 30 seconds before the programme starts, and will then auto tune to the channel.



TOP TIP

To cancel a reminder, press **BACK** when the prompt is on screen.

RECORDINGS



Ways to record

1) One touch record from live TV

To record the programme you're watching now, press **R**

2) From the Now & Next banner

Highlight the programme you want to record, press **R**

3) From the TV Guide

Highlight the programme you want to record, press **R**

4) From Showcase

Record any of the upcoming programmes in Showcase by pressing **OK** and selecting **Record**

5) From Search

Record straight from the Search results, by pressing **OK** and selecting **Record**

Multi tasking

Your Freesat+ box can record one channel while you watch another. Or you can record two different channels, and play back a recording you made earlier.

The box will need to be connected to the satellite dish with two cables. If you only use one cable, this feature won't be available.

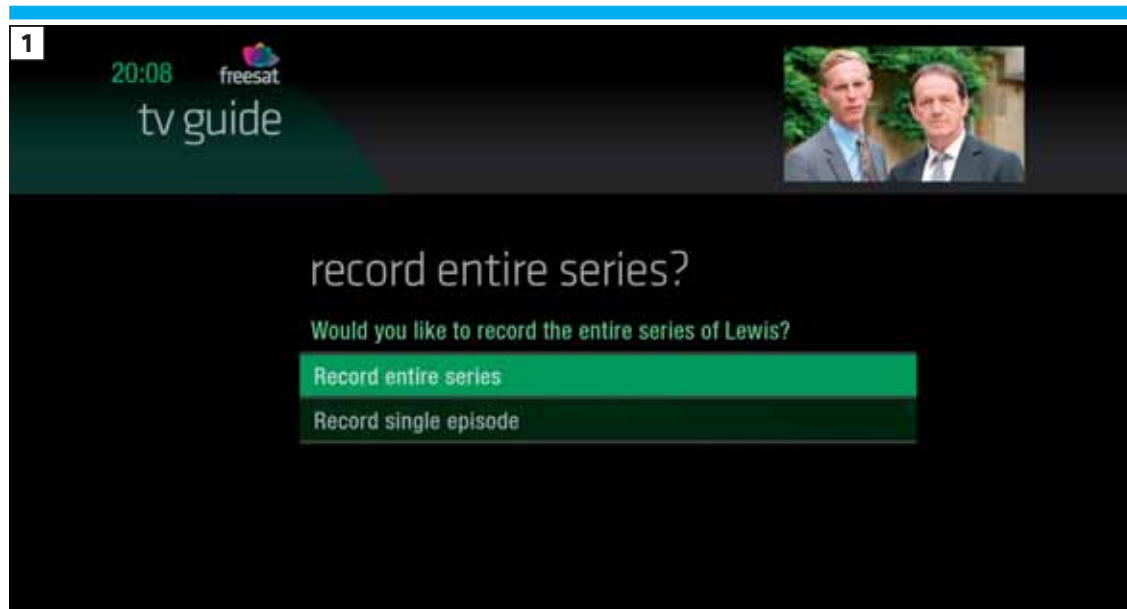
Pressing standby while recording won't stop the recording. Your Freesat+ box will go into standby when the recording has finished.

Record from when you started watching

Your Freesat+ box automatically saves up to 30mins of the channel you're watching, even if you're not recording.

So if you decide that you want to record a programme part way through, press **R** and it will record from the point you tuned to that channel.

HANDY AUTO PROMPTS



Recording a series

If the programme is part of a series, you'll be asked whether to set the whole series to record (Screen 1).

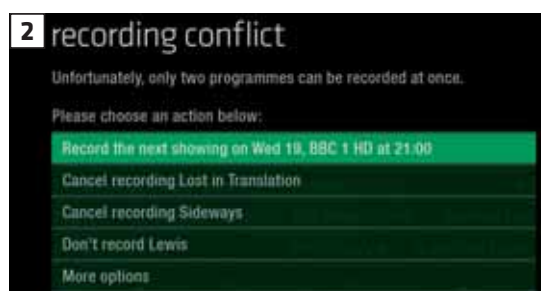
HD alternative

If the programme is also on in HD, you'll be asked whether to record the High Definition version.

Solving a recording conflict

Your Freesat+ box will help you solve the recording conflict by searching the TV listings (Screen 2).

If the programme is on at another time in the TV listings your Freesat+ box will suggest it.



SEE WHAT YOU'VE SET TO RECORD










Press **RECORDINGS** on your remote control.

All the programmes you've set to record are listed chronologically by the recording date.

When a programme is being recorded or is set to record the recording icon **R** will appear next to it in the TV guide.

R shows the recorded programme is part of a series. All recorded episodes will be recorded and stored together.

RECORDING ICONS

-  to be deleted soon
-  kept (won't be deleted)
-  watched
-  part watched
-  series recording
-  recording set
-  recording failed

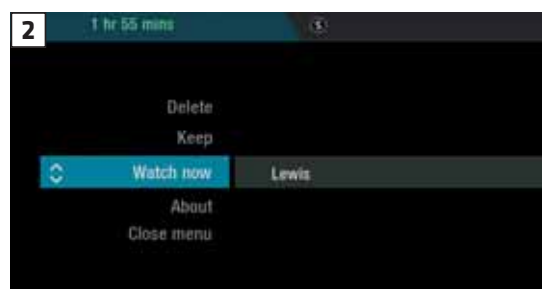
FIND AND WATCH A RECORDING



Press **RECORDINGS** (Screen 1).

All the programmes you've recorded are stored here. You can choose how they're listed, either alphabetically **A-Z** most recent first **Latest** or not watched yet, **Still to watch**

Highlight the programme you want to watch, press **OK** and select **Watch now** (Screen 2).



PICK UP A RECORDING FROM WHERE YOU LEFT OFF



.....
If you want to go back to a recording you stopped halfway through, highlight the recording and press **OK**.
.....

You'll have the option to:

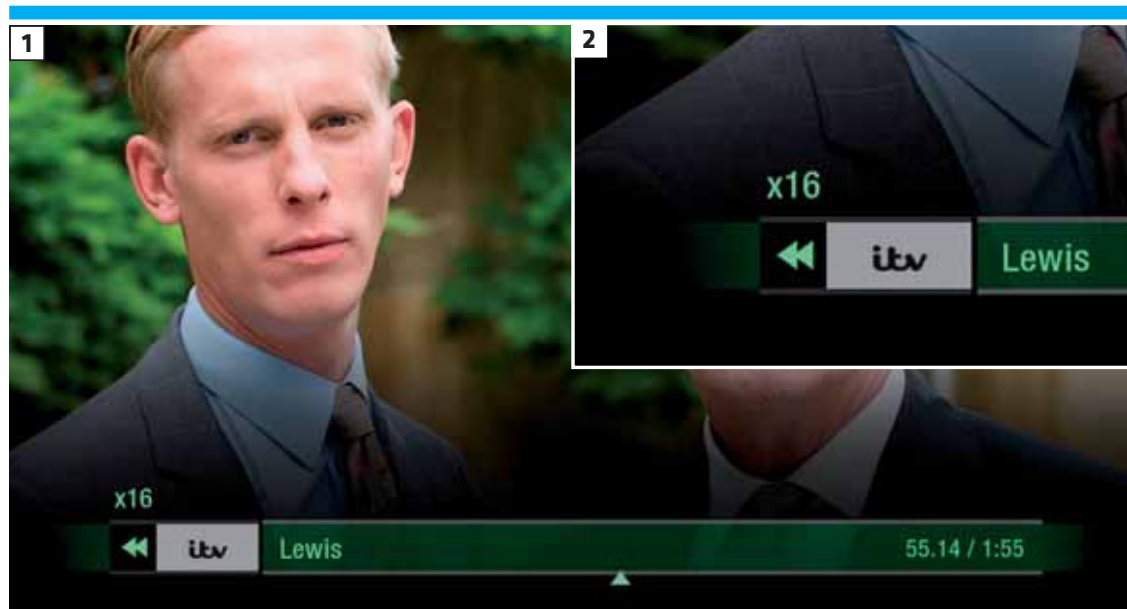
Watch from start or **Resume**. Resume will play from the point you left off.

Checking your remaining viewing time

.....

See how long you have left to watch by pressing any of the arrow buttons.
.....

RECORDING PLAYBACK CONTROLS



PLAY

To start watching a recording, highlight the recording, press **OK** and select **Play**

PAUSE

Press **II** to freeze the screen while you're playing, fast forwarding or rewinding a programme.

FAST FORWARD AND REWIND

Press **⏮** or **⏭** to shift to a different place in the recording. The fast forward/rewind symbol will appear, showing the elapsed time and the shifting speed (Screens 1 & 2).

You can choose different speeds, up to 32x by pressing **⏮** or **⏭** repeatedly.

STOP

To return to your Recordings, press **□**

To stop playback and go back to the channel you were watching before, press **EXIT**

MANAGING YOUR RECORDING SPACE



You can see how much space there's left for new recordings using the bar at the top of the Recordings screen. It's worth remembering that HD programmes use more recording space than standard definition programmes.

Recording space

Your box will automatically delete the oldest recording if there's not enough space for a new recording.

Programmes that are next in line to be deleted are stored in the folder 'deleting soon'.

Deleting a recording

Press **RECORDINGS**

Highlight the recording you want to delete, press **OK** and select **Delete** from the list.

KEEPING RECORDINGS



Press **RECORDINGS**

Highlight the recording you want to protect from being deleted, press **OK** and select Keep from the list. The Keep icon **K** will be added to the recording.

All 'Kept' recordings are stored in their own folder.

PAUSE AND REWIND LIVE TV



The phone will always ring just as things get interesting. Now you can pause the action and pick up where you left off. And rewind the best bits again and again.

Pause live TV

To pause the programme you're watching, press **⏸**.

You can pause live TV for up to two hours.

When you're ready to watch again, press **⏸** again.

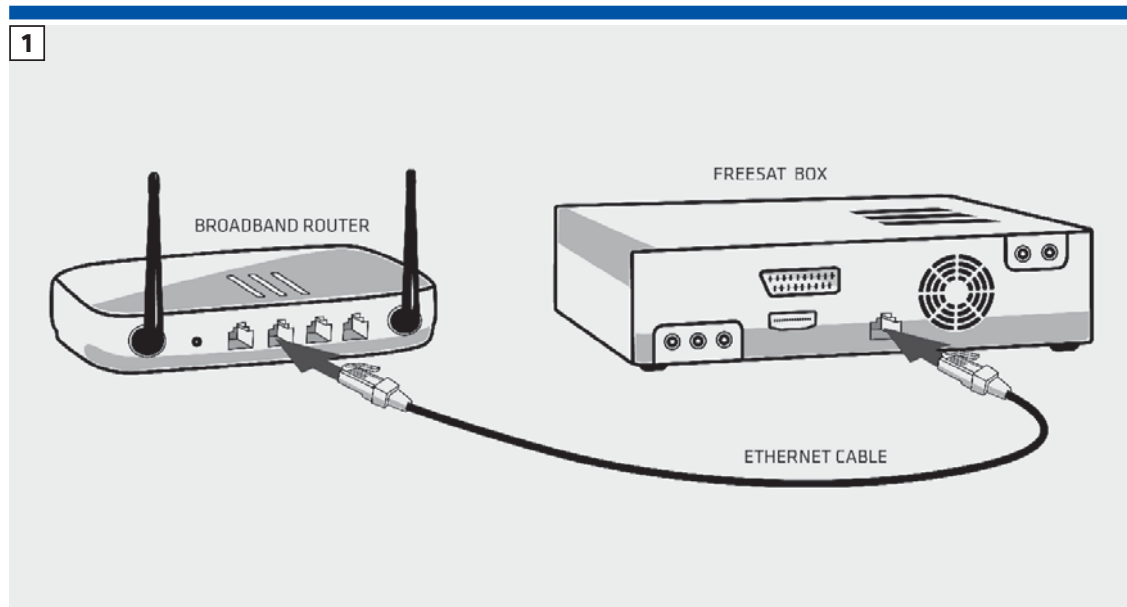
After two hours on pause your box will automatically resume live TV.

Rewind live TV

To rewind the programme you're watching, press **⏮**.


CONNECTING TO BROADBAND

1



Connect your Freesat box to your broadband and open up a whole new part of the TV Guide.

You'll be able to Roll Back through the TV Guide on some channels to catch up on programmes you've missed. You'll also be able to enjoy the On Demand services on Freesat. Minimum 2Mbps broadband speed required.



The best way to connect is with an Ethernet cable. Slot one end into the Ethernet port on the back of the box, and the other end into an Ethernet port on your router (Illustration 1). That's it, you're connected.

If your router is too far away to use a cable, try connecting to your home WiFi network. The box will automatically display available Wifi networks and you'll just need to enter your password.

ON DEMAND



Find hundreds of hours of programmes ready to watch whenever you want.

NEED TO KNOW

Your Freesat+ box needs to be connected to your broadband router.

Press **HOME** on your remote control.

Go to On Demand, and press **OK** to see all available On Demand services. (Screen 2).

Use **↔** to browse through the On Demand services and **OK** to select.

Whilst watching an On Demand programme, you can use the playback buttons **▶** **⏸** and **⏹**, just like a recording.

On Demand programmes are not available to record.




SEARCH



With so much great TV to choose from, we've made it easy to find what you're looking for.

Press **SEARCH** on your remote control.

Enter the name of the programme you're looking for using the on screen keyboard, and 

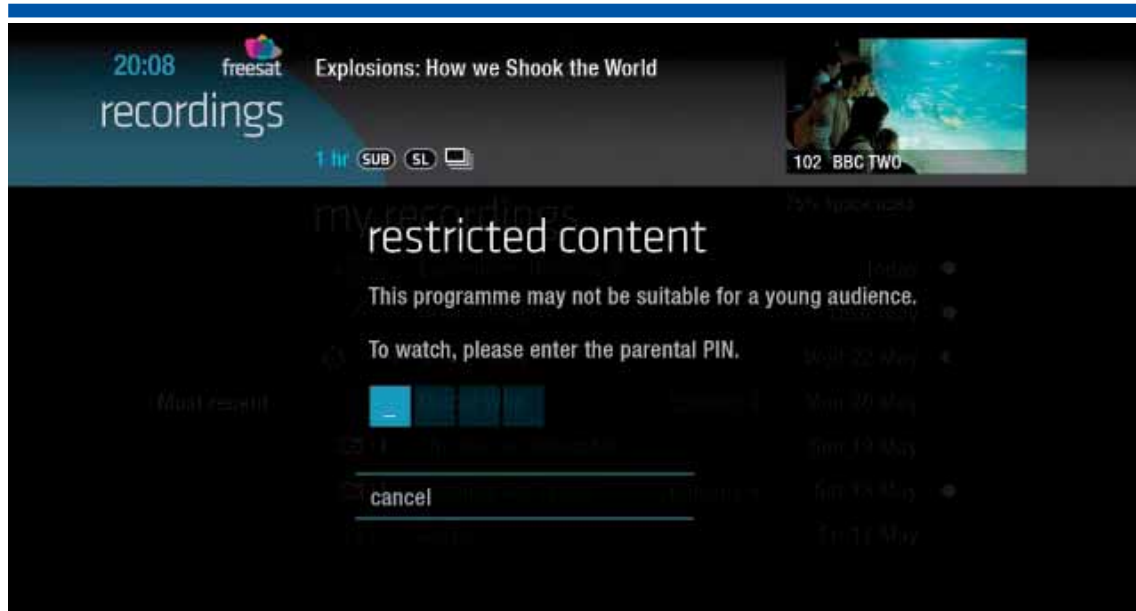
You can filter the search result by TV or Radio, or simply search all the TV listings.

Once you've found the programme you're looking for, highlight it and press **OK**. You'll be given all the options available for that specific programme, i.e. **Watch now** or **Record**

TOP TIP

- You can leave out common words from the search, like 'the', 'a', 'an', 'with' 'of'.
- There's no need to include hyphens or apostrophes.
- To clear the search bar and start again, press **Back**

CONTROLLING YOUR CHILDREN'S VIEWING



Some programmes after the 9pm watershed may not be suitable for children. By setting a 4 digit PIN you can lock recordings of these programmes to stop them being played back without your permission.

You can restrict viewing of On Demand programmes in the same way.

Setting your 4 digit PIN

When you first set up your box, you'll be asked to create your 4 digit PIN. You can change your PIN code at any time from Settings, and Parental Controls which you'll find by pressing **HOME**

If you forget your PIN

If you forget your four digit PIN, Humax customer services will be able to reset it for you on 0344 318 8800

HIDING ADULT CHANNELS



You can hide all channels classified as 'Adult' from the TV Guide. Press **SETTINGS** and then select **General Settings** and then **Parental controls**

Here you have the option to hide all Adult channels from the TV Guide, and also turn off all PIN restrictions.

Turning off all PIN controlled restrictions

You can turn off all PIN restrictions from Settings, and Parental Controls which you'll find by pressing **HOME**

ACCESSIBILITY

These services make programmes available to visually impaired and hard of hearing customers.

Digital subtitles, audio description and signed programmes are provided by the broadcasters, but whenever they are available Freesat customers can use them.

Digital subtitles

Subtitles are a text version of the dialogue in a programme. Look out for **SUB** in the TV Guide which indicates they are available for that programme.

To turn subtitles on while watching live TV, press **SUB**. To turn them off, press **SUB** again.

Audio description

Audio description is an additional audio service which describes what is happening on screen, including body language, movements and actions and expressions. Look out for **AD** icon in the TV Guide which indicates they are available for that programme.

To turn audio description on while watching live TV, press **AD**. To turn it off, press **AD** again.

Signed programmes

Some broadcasters provide a signed version of popular programmes for hard of hearing viewers. Look out for **SL** in the TV Guide which indicates it is a signed programme.

SAFETY INSTRUCTIONS

1. Mains Supply

a) Operate this product only from the type of power supply indicated on the marking label. If you are not sure of the type of power supplied to your home, consult your local power company.

b) Disconnect the product from the mains before you start any maintenance or installation procedures.

2. Overloading

Do not overload a wall outlet, extension cord or adapter as this may result in electric fire or shock.

3. Liquid

The product should not be exposed to liquid of any kind. In addition, no objects filled with liquid should be placed on the apparatus.

4. Cleaning

a) Disconnect the product from the wall outlet before cleaning

b) Use a light damp cloth (no solvents) to dust the product.

5. Ventilation

a) The slots on top of the product must be left uncovered to allow proper airflow into the unit.

b) Do not stand the product on soft furnishings or carpets.

c) Do not stack electronic equipment on top of the product.

6. Attachments

Do not use any unsupported attachments as these may be hazardous or cause damage to the product.

7. Lighting, storm or not in use

Unplug the product from the wall outlet and disconnect the antenna during a thunderstorm or when left unattended and unused for long periods of time. This will prevent damage to the unit due to lightning and power-surges.

8. Extraneous objects

Do not insert anything through the openings in the unit, where they can touch dangerous voltage points or damage parts.

9. Replacement of parts

When replacement of parts is required, be sure the service technician uses replacement parts specified by the manufacturer or those that have the same characteristics as the original part. Unauthorized substitution may result in additional damage to the unit.

SAFETY INSTRUCTIONS

10. Connection to the aerial

Disconnect the product from the mains before connecting or disconnecting the cable from the aerial. Failure to do so can damage the aerial.

11. Connection to the TV

Disconnect the product from the mains before connecting or disconnecting the cable from the TV. Failure to do so can damage the TV.

12. Location

- a) Place the product indoors to avoid exposing it to lightning, rain or sun. Do not place it near a radiator or heat register.
- b) We recommend that the product has 10 cm clearance from any other appliances susceptible to electromagnetic influences, such as a TV or a VCR.
- c) Do not block the openings with any object, and do not place the product on a bed, sofa, rug, or other similar surface.
- d) If you place the product on a rack or a bookcase, ensure that there is adequate ventilation and that you have followed the manufacturer's instructions for mounting.
- e) Do not place the product on an unstable stand, tripod, bracket, or table where it can fall. A falling product can cause serious injury to a child or adults, and serious damage to the appliance.

WARNING

.....
1. To avoid damage of the power cord or plug
.....

- a) Do not modify or process the power cord or plug arbitrarily.
- b) Do not bend or twist the power cord.
- c) Make sure to disconnect the power cord holding the plug.
- d) Keep heating appliances as far as possible from the power cord in order to prevent the cover vinyl from melting.
- e) The mains plug, as a disconnection device, shall remain readily accessible by the user.

.....
2. To avoid electrical shock
.....

- a) Do not open the main body.
- b) Do not insert metal or inflammable objects inside the product.
- c) Do not touch the power plug with wet hands.
- d) Disconnect the power cord in case of lightning.
- e) Unplug power cable to install the antenna cable.

.....
3. To avoid damage of product
.....

Do not use the product when it is out of order. If you continue to use the product when defective, serious damage can be caused. Make sure to contact your local product distributor if the product is out of order.

.....
4. To avoid damage of the hard disk drive
.....

- a) Do not move the product or turn the power off suddenly while the hard disk drive is running.
- b) The company shall not be liable for any corruption of data on the hard disk drive caused by carelessness or misuse.

TROUBLESHOOTING

Before contacting your local service centre, please read the tips below carefully. If the problem persists after completing the following procedure, please contact your local product distributor or service centre for further instructions.

1. The product will not switch on.

- Check the main power cable and make sure it is plugged into a suitable power outlet.
- Check that the mains supply is switched on.
- Connect the power cable to a different power outlet.

2. No picture

- Make sure that the product is powered on and in operation mode. (Press the STANDBY button)
- Make sure that the AV cable is firmly connected to the TV.
- Make sure that the antenna cable is properly connected to the product.
- Be sure to activate channel search.
- Check the brightness level of the TV.
- Check if the channel is currently on air.

3. Poor picture/sound quality

- Make sure there is no mobile phone or microwave oven near the product.
- Keep the power cable and the RF cable apart from each other.

Note: If the antenna is covered with snow or the RF is weakened by heavy rain, the condition of the sound and picture may temporarily be poor. However, poor sound and picture quality due to weather conditions cannot be accepted as a malfunction of product.

- Change the satellite dish for a larger one as this will increase the signal levels received.
- Replace the LNB with a lower noise factor in cases where the noise factor is too high.
- Replace the LNB with a lower noise factor in case the noise factor is too high.
- Replace the LNB with a new one in case it is damaged or out of order.
- Install the antenna in an obstacle-free place.
- Check the signal levels and adjust your antenna if the level is too low. The signal level may be affected by weather conditions.

TROUBLESHOOTING

4. No or poor sound

- Check that your AV cable is connected correctly.
- Check the volume levels of your TV set and the product.
- Check if the product or TV is on mute.

5. Remote control does not operate.

- To control the product, the top end of the remote control should point directly towards the receiving part of the product.
- Remove and reinsert the batteries in the remote control.
- Replace the batteries in the remote control for a new set.

6. Cannot make reservations.

- Check that no previous reservations are conflicting with the new reservation.

7. Channel search does not work.

- Make sure that the antenna setting in the menu is correct.

8. The product makes a humming noise.

- The noise is from the fan; the hard disk is operating normally.

9. Cannot record programmes.

- The hard disk is full. Delete unnecessary programmes and make space for new recording.
- Check if the recording conflicts with another channel. Stop the current recording or wait until the recording is finished.
- Check that the product is switched on when the recording starts.

SETTING THE UNIVERSAL REMOTE CONTROL

1. Select the **TV** button on the remote control. The button will blink once.
2. Keep pressing the button for 3 seconds until the button lights on.
3. Enter the 3-digit code. Every time a number is entered, the button will blink. When the third digit is entered, the button will blink twice.
4. If a valid 3-digit code is entered, the product will power off.
5. Press the **OK** button and the mode button will blink three times. The setup is complete.

6. If the product does not power off, repeat the instruction from 3 to 5.

TOP TIP

When no code is entered for one minute, the universal setting mode will switch to normal mode.

Try several setting codes and select the code that has the most functions.

Remote Control Function List

The keys on the remote control function as in the list below. Some keys may not function depending on the product.

Button	TV	Button	TV
STANDBY	POWER	Exit	EXIT
TV		▲+	VOLUME UP
STB		▲-	VOLUME DOWN
RECORDINGS		Home	MENU
MUTE	MUTE	i	INFO
TEXT	TEXT	P ^	PAGE UP
⏮	TEXT MIX	P v	PAGE DOWN
■	PIP INPUT	RED	RED
⏭	TEXT OFF,	GREEN	GREEN
⏪	PIP OFF	YELLOW	YELLOW
▶	TEXT EXPAND	BLUE	BLUE
⏭	PIP	1	1
R	PIP MOVE	2	2
 	TEXT HOLD	3	3
List		4	4
Search		5	5
TV Guide	GUIDE	6	6
OK	OK	7	7
UP	UP	8	8

SETTING THE UNIVERSAL REMOTE CONTROL

LEFT	LEFT	9	9
RIGHT	RIGHT	0	0
DOWN	DOWN	SUB	SUBTITLE
Back	LAST	AD	

TV Code List

Brand	Code
A.R. Systems	102, 006, 080, 066
Accent	006
Acer	261, 278, 305
Acoustic Solutions	210, 312, 324, 370, 386, 428, 477
Acura	002
ADL	224
Admiral	043, 014, 015, 023
Advent	192, 342
Adyson	034, 035
AEG	211, 256, 327, 489
Agashi	043, 034, 035
AGB	094
Agef	014
Aiko	006, 061, 043, 074, 002, 004, 011, 028, 034, 035, 065
Aim	006, 171
Airis	316, 413, 473
Aiwa	139, 141, 445
Akai	102, 006, 098, 144, 145, 111, 061, 043, 074, 148, 232, 280, 128, 122, 461, 109, 462, 489, 094, 084, 083, 065, 035, 034, 033, 028, 023, 011, 004, 002, 154, 321
Akiba	006, 036, 080, 045
Akito	006, 044
Akura	006, 144, 134, 204, 043, 036, 002, 026, 045, 071, 298, 327, 376, 451
Alaron	034
Alba	006, 144, 134, 204, 087, 064, 036, 005, 108, 473, 455, 447, 388, 099, 084, 077, 072, 065, 059, 034, 023, 002
AlfaView	220
All-Tel	190, 238
Allorgan	032, 035
Allstar	006
Amitech	131, 241
Amoi	315
Amplivision	064, 035, 049
Amstrad	006, 204, 043, 036, 074, 002, 023, 026, 062, 065, 071, 094, 128, 410, 436, 451
Anam	006, 002
Anam National	006, 129
Andersson	210, 211
Anglo	043, 002
Anitech	006, 043, 002, 045
Ansonic	006, 134, 064, 002, 017, 023, 042, 048, 066, 070, 285
AOC	120, 266, 335
Apollo	083
Aprò	420
Arc En Ciel	020
Arcam	034, 035
Ardem	006, 144
Arena	006
Aristona	102, 006
ART	204
Arthur Martin	023
ASA	010, 014, 017, 018, 055
Asberg	006
Asora	002
Asuka	043, 036, 034, 035, 045
Atec	340, 387
Atlantic	006, 032, 034, 042, 049
Atori	002
Auchan	023

SETTING THE UNIVERSAL REMOTE CONTROL

Audiosonic	006, 144, 086, 145, 043, 064, 036, 002, 020, 035, 066, 190, 250, 405, 473
Audioton	086, 043, 064, 035
Audiovox	079
Aumark	009
Autovox	014, 032, 035, 056, 097
AVC	472
Avious	352
Awa	111, 005, 019, 002, 003, 035, 079, 271
Axxent	002
Baier	192
Baird	011, 012, 020, 033, 035, 054, 218
Bang & Olufsen	014
Barco	023
Basic Line	102, 006, 134, 204, 036, 080, 002, 023, 035, 045, 053, 066, 211
Bastide	035
Bauer	171, 344
Baur	006, 030, 061, 028, 056, 093, 096, 097, 101
Bazin	035
Beaumark	027
Beko	006, 144, 086, 145, 111, 064, 072, 172, 361, 405
Belson	138, 201, 215
Belstar	204
BenQ	223, 328, 329
Bensten	258, 436, 437
Beon	006, 072
Berthen	134
Best	064
Bestar	006, 064, 066
Bestar-Daewoo	066
Binatone	035
Black Diamond	444, 204, 211
Blackway	036, 045
Blaupunkt	030, 005, 080, 025, 028, 096, 101
Blue Media	340, 387

Blue Sky	102, 006, 144, 134, 204, 145, 087, 036, 080, 091, 119, 045, 215, 229, 254, 265, 310, 361, 380, 445
Blue Star	045
BlueH	391
Boca	361
Boman	256
Boots	002, 035, 044
Bork	265
Bosch	049
BPL	006, 033, 045, 202
Brandt	120, 144, 103, 020, 046, 052
Brimax	380
Brinkmann	006, 134, 086, 072, 095
Brionvega	006, 014, 062
Britannia	034, 035
Brother	043
Bruns	014
BSR	023
BTC	036
Bush	102, 006, 144, 134, 204, 138, 087, 061, 043, 036, 005, 108, 376, 373, 370, 361, 355, 352, 327, 388, 430, 431, 432, 440, 448, 451, 473, 476, 477, 478, 002, 033, 035, 044, 045, 056, 059, 065, 066, 095, 133, 164, 210, 213, 229, 232, 250
Canton	036
Capsonic	043
Carad	134, 204, 113
Carena	006, 080
Carrefour	006, 005, 010
Carver	025
Cascade	006, 002
Casio	006
Cat	373, 504
Cathay	006, 386
CCE	006
cello	397, 410, 418, 419, 420
Centrum	204
Centurion	006
Century	014

SETTING THE UNIVERSAL REMOTE CONTROL

CGE	064, 023, 072
Changhong	180
Chimei	475, 415
Cimline	036, 002
Cineral	079
Cinex	128, 213, 327
Citizen	009
City	002
Clarivox	006, 010, 072
Classic	091
Clatronic	006, 144, 043, 064, 036, 002, 035, 049, 065, 256
Clayton	204
CMS	034
CMS Hightec	035
Concorde	002
Condor	006, 043, 064, 002, 034, 045, 049, 070, 072
Conia	179, 201, 298, 376
Conrac	172
Contec	006, 005, 002, 034
Continental Edison	087, 020, 046
Cosmel	006, 002
Crosley	014, 023
Crown	006, 144, 134, 204, 086, 145, 087, 111, 143, 064, 361, 135, 072, 071, 053, 033, 002
Crown Mustang	135
CS Electronics	036, 034
CTX	395
Curtis Mathes	009, 015, 021, 024, 079
Cybertron	036
Cytronix	246
D-Vision	102, 006, 451
Daewoo	102, 006, 124, 444, 036, 441, 406, 341, 338, 271, 249, 195, 192, 190, 164, 133, 119, 091, 079, 066, 035, 034, 002
Dainichi	036, 034
Daitsu	237
Dansai	006, 005, 002, 004, 033, 034, 035
Dansette	071

Dantax	144, 204, 086, 145, 064, 361, 445, 450
Datsura	033
Dawa	006
Daytek	221, 269, 271
Dayton	002, 221, 269
Daytron	006, 002, 066
De Graaf	098, 007, 023, 033
DEC	258
Decca	006, 011, 035, 044, 094, 118
Dell	235, 278
Denko	043
Denon	021
Denver	006, 108, 214, 256, 352, 410, 453, 473, 489
Desmet	006, 002, 014, 049
DGM	436
Diamant	006
Diamond	181
DiBoss	293
Digatron	006
Digihome	210, 370
Digiline	006, 134, 018
Digimate	198
Digital Device	340
Digitek	310, 380
Digitrex	478
Digix Media	195
Dixi	006, 002, 014, 035
DL	199, 258
DMTech	260, 438, 449, 454, 456
Domeos	134
Dream Vision	379
DTS	002
Dual	006, 204, 208, 035, 042, 054, 056, 095, 097, 164, 210, 219, 237, 468
Dual Tec	035
Dumont	010, 011, 014, 017, 035
Durabrand	285, 361, 453

SETTING THE UNIVERSAL REMOTE CONTROL

Dux	006
Dynatech	035
Dynatron	006
e-motion	380
E:max	256, 316
Easy Living	230, 326, 402
Ecco	162
ECE	006
Edison-Minerva	087
Eiki	150
Elba-Sharp	094
Elbe	102, 006, 113, 036, 028, 035, 042, 048, 062, 070, 075, 094, 099, 121
Elcit	014, 023, 094
Elekta	043, 045
Element	376
Elfunk	204, 222
ELG	006
Elin	006, 098, 061, 002, 017, 056
Elite	006, 036, 049
Elta	043, 002
Emerson	006, 144, 134, 444, 086, 061, 064, 010, 014, 027, 045, 049, 065, 119
Emperor	045
Envision	266
Epson	243, 184, 186
Erae	267
Erres	006
ESC	006, 035
Etron	002, 023
Eurofeel	043, 035
Euroman	006, 043, 064, 034, 035
Europa	006
Europhon	006, 035, 094
Evesham	230, 340, 370, 382, 387
Evesham Technology	387
Evolution	395
Excors	467
Expert	023, 032, 042

Exquisit	006
FairTec	268
Fenner	002, 066
Ferguson	006, 120, 098, 103, 030, 204, 012, 020, 029, 046, 052, 054, 077, 292, 447, 476
Fidelity	006, 061, 043, 023, 026, 029, 034, 065, 071, 093, 097
Filsai	035
Finlandia	098, 061, 011, 023, 033, 055
Finlux	102, 006, 144, 145, 333, 327, 172, 122, 118, 094, 089, 084, 083, 070, 055, 035, 023, 018, 017, 014, 011, 010
Firstline	102, 006, 144, 134, 204, 061, 341, 267, 265, 250, 215, 172, 119, 097, 070, 066, 056, 050, 035, 034, 033, 011, 002
Fisher	061, 064, 005, 008, 011, 014, 017, 033, 035, 056, 097
Flint	006, 113, 043, 036, 080, 011
Force	210
Forgestone	029
Formenti	006, 014, 023, 034, 049
Formenti-Phoenix	034, 049
Fortress	014, 015
Fraba	006, 064
Friac	006, 113, 064, 002, 091
Frontech	043, 002, 023, 035
Fujimaro	190
Fujitsu	002, 011, 032, 035, 042, 137, 173, 187
Fujitsu General	002, 032, 035, 137
Fujitsu Siemens	172, 211, 230, 246, 268, 369
Funai	144, 134, 043, 275, 336, 369, 407
Galaxi	006
Galaxis	006, 064
Gateway	394
GBC	036, 002, 023, 066
GE	015, 027, 045, 052, 079, 150, 442
GEC	006, 061, 011, 023, 035, 056, 094
Geloso	002, 023, 066
General	020, 046, 082

SETTING THE UNIVERSAL REMOTE CONTROL

General Technic	002
Genexxa	006, 036, 002, 023, 071
Gericom	172, 190, 195, 220, 224, 246, 340, 388
Go Video	009
Gold	397, 413, 484, 485
Goldfunk	134
GoldHand	034
GoldStar	006, 144, 145, 111, 061, 001, 007, 020, 023, 027, 034, 035, 047, 067
Gooding	087
Goodmans	102, 006, 120, 144, 103, 134, 124, 444, 204, 087, 043, 036, 005, 478, 211, 232, 477, 250, 476, 271, 445, 355, 370, 373, 440, 376, 382, 383, 386, 002, 004, 011, 035, 047, 052, 054, 065, 066, 084, 091, 094, 119, 121, 133, 172, 195, 210
Gorenje	064
GPM	036
Gradiente	006, 025, 207
Graetz	144, 087, 061, 023, 053, 065, 211
Gran Prix	128
Granada	006, 098, 103, 005, 019, 038, 011, 023, 033, 035, 053, 054, 060, 081, 083, 094, 008
Grandin	102, 006, 144, 134, 204, 145, 113, 036, 080, 272, 270, 269, 246, 220, 215, 195, 190, 119, 066, 049, 045, 023, 002
Gronic	035
Grundig	102, 006, 030, 087, 142, 005, 108, 498, 476, 448, 447, 445, 430, 405, 370, 271, 267, 250, 225, 135, 121, 010, 101, 096, 028, 077
Grunkel	211
H & B	172, 456
Haier	138, 344, 392, 339
Halifax	043, 034, 035
Hallmark	027
Hampton	034, 035
Hanimex	036, 443
Hanns.G	402
Hannspree	262, 263, 264, 342, 401, 402, 463
Hanseatic	102, 006, 120, 144, 124, 061, 064, 172, 133, 097, 095, 091, 067, 056, 049, 048, 045, 035, 014, 002
Hantarex	006, 002, 094, 190, 260, 289

Hantor	006
Harsper	190
Harwa	162, 218, 238
Harwood	006, 087, 002, 071
Hauppauge	006
Havermy	015
HCM	006, 043, 036, 002, 035, 045, 071, 072
Hema	002, 035
Hemmermann	056, 097
Hifivox	020
Higashi	034
Highline	006, 043
Hikona	036, 452
Hinari	006, 043, 036, 005, 002, 033, 059, 077, 443
Hisawa	144, 113, 036, 080, 045
Hisense	102, 092, 165, 254, 265, 366, 491
Hit	014
Hitachi	006, 098, 124, 204, 208, 005, 019, 037, 146, 152, 153, 163, 169, 193, 197, 007, 206, 210, 217, 227, 295, 296, 330, 377, 399, 424, 483, 020, 021, 023, 027, 035, 054, 056, 060, 076, 081, 083, 084, 085, 089, 091, 094, 018, 106, 107, 011
Hitachi Fujian	019
Hitsu	113, 036, 080, 002
HMV	014
Hoeher	144, 190, 211, 327
Home Electronics	111
Hornyphon	006
Hoshai	036, 080, 045
Huanyu	034, 066
Hugoson	198, 224
Humax	505, 299, 506, 507, 245, 319, 322, 411, 433, 479
HYD	271
Hygashi	034, 035
Hyper	002, 034, 035
Hypersonic	061
Hypson	102, 006, 144, 134, 204, 086, 145, 043, 080, 035, 045, 118

SETTING THE UNIVERSAL REMOTE CONTROL

Hyundai	164, 190, 192, 241, 244, 271, 291, 317, 338, 340, 341, 439
Iberia	006
ICE	006, 043, 036, 034, 035, 065
ICeS	036, 034
iDEAL	327
Igo	226
IISonic	271, 308, 342
Iiyama	193, 198, 224
Imperial	006, 064, 056, 072, 121, 487
Indiana	006
InFocus	212, 220, 283
Ingelen	144, 113, 087, 023
Ingersol	002
Inno Hit	036, 002, 011, 035, 045, 047, 094, 211
Innovation	095
Innowert	190, 246
Interbuy	006, 043, 002
Interfunk	006, 061, 014, 020, 023, 056, 093
Internal	102, 444, 119
Intervision	006, 086, 087, 043, 036, 080, 002, 035, 045, 067, 095
Irradio	006, 036, 002, 047, 065, 147
Isukai	006, 036, 080, 045
ITC	035, 049
ITS	006, 043, 036, 034, 045, 065
ITT	098, 113, 061, 023, 029, 033, 053, 055, 056, 083, 084, 097
ITT Nokia	098, 113, 111, 061, 023, 033, 053, 055, 056, 083, 084
ITV	006, 043, 066
JDV	451
Jean	005, 307, 308
JEC	004
JMB	102, 124, 077, 091
JNC	378
Jocel	143
Jouge	284
Jubilee	102

JVC	111, 036, 005, 129, 130, 015, 029, 065, 072, 137, 149, 207, 264, 362, 408, 496
Kaisui	006, 036, 080, 002, 034, 035, 045
Kamp	034
Kapsch	061, 017, 023, 032, 042
Karcher	144, 113, 111, 043, 064, 045, 164, 327, 451
Kathrein	102, 195
Kawa	065
Kawasho	034
KB Aristocrat	023
Kendo	006, 204, 113, 064, 062, 067, 070, 095, 099, 128, 210, 285, 333
Kennedy	023, 032, 075
Kennex	204
Keymat	258, 300, 398, 436, 437
Kingsley	034
Kioto	142
Kiss	170
Kiton	006, 134
Kneissel	102, 006, 113, 064, 042, 048, 062, 066, 070, 075, 091
Kobra	290
Kolster	006, 036, 056
Konig	006, 016
Konka	006, 144, 036, 065, 072, 126, 158, 201
Kontakt	087
Korpel	006
Korting	064, 014, 049
Kosmos	006
Kotron	071, 440
Koyoda	002
Kreisen	192, 293
KTV	035
Kuba	056
Kyoshu	071, 072
Kyoto	023, 034, 035
L&S Electronic	144, 172, 190
LaSAT	086

SETTING THE UNIVERSAL REMOTE CONTROL

Lava	293
Lavis	204
Leader	002
Lecson	006
Lemair	070
Lenco	006, 108, 017, 066, 352, 452
Lenoir	002, 214
Lentec	316
Lexsor	218, 303
Leyco	006, 043, 011
LG	102, 006, 144, 145, 138, 061, 064, 248, 281, 354, 367, 368, 384, 396, 416, 417, 425, 426, 215, 209, 067, 047, 035, 034, 027, 023, 002, 001, 236, 257
Liesenk & Tter	006
Liesenkotter	006
Lifetec	006, 144, 134, 204, 208, 036, 002, 066, 095, 137
Lloyd's	002
Local India TV	002, 033, 109, 280
Lodos	204, 210
Loewe	006, 064, 014, 048, 093, 094, 123, 131, 167, 414, 434
Logic	494
Logik	204, 001, 003, 029, 162, 195, 224, 292, 376, 464, 465, 466
Logix	134, 095
Luker	451
Luma	204, 002, 023, 032, 042, 062, 066, 070
Lumatron	006, 043, 012, 023, 032, 035, 042
Lux May	006, 002
Luxor	098, 204, 061, 023, 033, 035, 047, 055, 056, 060, 083, 084, 122, 211
LXI	022
M Electronic	006, 144, 124, 030, 061, 361, 133, 093, 089, 084, 070, 066, 056, 055, 054, 046, 035, 034, 023, 020, 018, 017, 002
Madison	006
MAG	298, 376
Magnadyne	014, 023, 094, 097
Magnafon	012, 034, 094
Magnavox	005, 003

Magnin	442
Magnum	006, 144, 145, 128, 242
Mandor	043
Manesth	006, 043, 004, 035, 049
Manhattan	006, 134, 204, 164, 192, 237, 293
Maqma	290, 340, 378, 404
Marantz	102, 006, 071, 140, 277, 317
Marelli	014
Mark	006, 144, 145, 002, 034, 035, 066
Marks and Spencer	420
Marquant	478
Mascom	327, 432
Master's	091
Masuda	036
Matsui	102, 006, 144, 030, 204, 087, 005, 080, 074, 153, 195, 097, 094, 369, 445, 077, 447, 065, 059, 056, 052, 044, 035, 033, 028, 011, 008, 004, 003, 002
Matsushita	129
Maxent	394, 160
Maxim	213, 327, 451
Medialine	220, 449
Mediator	102, 006
Medion	102, 006, 144, 134, 204, 138, 208, 172, 195, 093, 040, 210, 213, 219, 230, 285, 327, 370, 440, 456
Megas	113
Megatron	021, 027
MEI	204
Memorex	204, 002, 009, 027
Memphis	002, 011
Mercury	006, 002
Metronic	120
Metz	006, 134, 030, 108, 014, 028, 063, 096, 101, 211, 318
MGA	027, 442
Micromaxx	006, 134, 204, 121, 172, 256, 456
Microspot	343
Microstar	172
Mikomi	204, 153, 210
Minato	006

SETTING THE UNIVERSAL REMOTE CONTROL

Minerva	030, 087, 019, 010, 028, 094, 096, 101
Minoka	006, 071
Mirai	369, 423, 482
Mirror	440
Mistral Electronics	029
Mitsai	327
Mitsubishi	102, 006, 204, 005, 019, 014, 015, 027, 093, 096, 191, 311
Mivar	034, 035, 047, 048, 094, 112
Mogen	374, 410
Monaco	002
Morgan's	006
Motorola	015
MTC	064, 009, 034, 056, 093
MTEC	044
MTLogic	144, 473
Multibroadcast	029
Multitec	006, 134, 204, 086, 327
Multitech	006, 086, 043, 064, 002, 034, 035
Murphy	017, 023, 034
Musikland	036
Mx Onda	298, 376
MyCom	271
Myrica	369
Myryad	102
NAD	006, 061, 190
Naiko	006, 111, 157, 451
Nakimura	006, 066
Narita	451
NAT	038
National	038
NEC	005, 002, 003, 025, 035, 040, 049, 066, 140, 239, 379
Neckermann	102, 006, 064, 014, 028, 049, 056, 070, 072, 101
NEI	006, 204, 065
Neon	237, 389
Neovia	190, 192, 220, 260, 267, 268, 271, 273, 449, 454
Nesx	389

Netsat	006
NetTV	160
Neufunk	102, 006, 144, 113, 036, 002
New Tech	102, 006, 002, 035, 054
New World	036
Nextier	338
NFREN	170
Nicam	097
Nicamagic	034
Nikkai	006, 043, 036, 005, 002, 004, 011, 034, 035
Nikkei	144
Nikko	027
Noblisko	010, 034
Nogamatic	020
Nokia	098, 113, 111, 061, 023, 033, 049, 053, 055, 056, 066, 083, 084, 089, 122
Norcent	266, 335
Nordic	035
Nordmende	006, 144, 103, 030, 020, 046, 054, 242, 280, 499
Normerel	006
Northern Star	220
Novatronic	006, 018, 066
Novita	273
Oceanic	098, 061, 023, 033, 083
Odeon	043
Okano	006, 043, 064, 002, 011
Olidata	271
Omega	043
Onida	207, 226
Onimax	144
Onn	380, 465, 477, 495, 497, 500, 501
Onwa	036, 074, 065, 109
Onyx	380, 397
Opera	006
Optimus	129, 024
Optoma	234, 346, 371
Orbit	006

SETTING THE UNIVERSAL REMOTE CONTROL

Orcom	300
Orion	102, 006, 144, 204, 467, 458, 457, 456, 448, 445, 443, 385, 218, 195, 131, 097, 094, 077, 071, 059, 050, 049, 003
Orline	006, 036
Ormond	134, 204
Orsowe	094
Osaki	102, 006, 043, 036, 011, 035, 044, 059, 066, 071
Osio	006, 047
Oso	036
Osume	006, 036, 005, 011
Otic	298, 376
Otto Versand	102, 006, 030, 061, 005, 038, 028, 020, 035, 049, 054, 056, 015, 093, 096, 097, 101
Pacific	102, 144, 204, 208, 077, 256
Packard Bell	254, 293
Pael	034
Palladium	102, 006, 144, 064, 208, 035, 056, 028, 070, 072, 095, 101, 023, 121, 131, 014
Palsonic	006, 138, 043, 001, 035, 072, 218, 238, 303
Panama	006, 043, 002, 034, 035
Panasonic	006, 098, 061, 129, 038, 023, 063, 094, 187, 251, 294, 353, 359, 279, 306
Panavision	006, 070
Pathe Cinema	023, 034, 048, 049
Pathe Marconi	020
Pausa	002
Penney	009, 022, 027, 442
Perdio	006, 011, 023, 034, 045, 049
Perfekt	006
Petters	006
Philco	006, 064, 014, 021, 072
Philex	029
Philharmonic	035
Philips	102, 006, 061, 459, 435, 429, 395, 310, 302, 297, 247, 125, 110, 101, 073, 066, 054, 029, 014, 002
Phocus	144, 242, 250, 361, 405
Phoenix	006, 086, 064, 011, 014, 023, 034, 049

Phonola	102, 006, 014, 029, 034
Pilot	142
Pioneer	006, 086, 061, 064, 020, 023, 024, 046, 073, 093, 136, 159, 233, 277, 286, 381
Pionier	086, 064, 327
Plantron	006, 043, 002
Playsonic	006, 144, 145, 035, 053, 361, 405
Polaroid	298, 312, 355, 376, 383, 390, 240
Poppy	002
Portland	066, 119
Powerpoint	006, 138, 087, 201
Prandoni-Prince	061, 094
Precision	035
Premier	199
Prima	043, 002, 071, 218, 238, 303
PrimeView	340
Prinston	204, 145
Prinz	061, 011, 056, 097
Profex	061, 002, 023
Profi	002
Profilo	327
Profitronic	006
Proline	006, 120, 124, 204, 011, 050, 070, 118, 121, 271, 324, 386, 450
Proscopro	002
Prosonic	006, 144, 134, 064, 034, 035, 065, 066, 389, 403, 428, 437, 467, 486
Protech	006, 134, 204, 086, 043, 002, 035, 045, 056, 072
Proton	027
ProVition	102, 006, 144, 256
Proxima	150, 152
Pvision	192, 310, 456
Pye	102, 006, 014, 056, 066, 101
Pymi	002
QONIX	352
Quadral	036
Quasar	002, 190
Quelle	006, 134, 030, 204, 061, 101, 097, 096, 093, 056, 028, 020, 017, 010, 003

SETTING THE UNIVERSAL REMOTE CONTROL

Questa	005
R-Line	006
Radialva	036, 023
Radiola	102, 006, 035
Radiomarelli	006, 014, 094
RadioShack	006, 027
Radiotone	006, 134, 204, 043, 064, 002, 071, 072, 128
Rank	010
Rank Arena	005
RBM	010
RCA	120, 015, 442
RealTV	237
Reality	237
Recor	006
Rectiligne	006
Rediffusion	098, 061, 005, 055
Redstar	006
Reflex	006, 134, 204
Relisys	190, 192, 193, 194, 220, 221, 271, 310, 333, 338, 341, 355, 390
Remotec	006, 015, 021, 026
Reoc	144
Revox	006
Rex	043, 023, 032, 042, 070, 099
RFT	006, 043, 011, 014
Roadstar	006, 144, 134, 204, 145, 043, 036, 002, 045, 072, 214, 440
Robotron	014
Rolson	178, 267
Rover	193
Royal Lux	064, 052, 071
Saba	120, 098, 144, 103, 061, 014, 020, 023, 046, 052, 054, 090, 094, 335
Sagem	113, 080, 182, 253, 337
Saisho	043, 002, 003, 023, 035, 094, 097
Saivod	006, 134, 204, 143, 211, 327, 451
Sakai	023
Salora	098, 061, 023, 033, 047, 056, 060, 084, 094, 118, 122, 213, 219, 327

Salsa	052
Sambers	094
Sampo	394, 160
Samsung	102, 006, 043, 064, 108, 115, 231, 252, 276, 287, 332, 345, 350, 351, 372, 442, 474, 488, 490, 492, 228, 176, 175, 127, 095, 047, 035, 034, 033, 027, 023, 011, 009, 002
Sandra	034, 035
Sansui	006, 142, 131, 148, 189, 267, 326
Santon	002
Sanyo	204, 064, 005, 019, 442, 370, 363, 358, 357, 356, 222, 200, 150, 140, 097, 053, 048, 035, 034, 033, 025, 023, 017, 011, 008, 003, 002, 240
SBR	102, 006, 029
Schaub Lorenz	098, 144, 086, 111, 061, 056, 066, 215, 256, 267
Schneider	102, 006, 144, 134, 204, 061, 208, 036, 451, 450, 293, 128, 097, 095, 065, 056, 054, 042, 035, 023, 010
Scotch	027
Scotland	023
Scott	214
Sears	022, 026, 027
Seaway	124
Seelver	204
SEG	006, 134, 204, 087, 043, 036, 005, 285, 211, 210, 119, 062, 056, 035, 034, 002
SEI	006, 014, 023, 032, 056, 094, 097
Sei-Sinudyne	006, 014, 032, 094, 097
Seleco	023, 032, 042, 055, 062, 065, 070, 075, 099
Semp	022
Sencora	002
Sentra	004
Serino	113, 080, 015, 034
Sharp	005, 130, 216, 015, 029, 088, 094, 177, 274, 334, 365, 409, 166, 288
Shintoshi	006
Shivaki	006, 077
Siarem	014, 023, 094
Siemens	006, 030, 028, 096, 101
Siera	102, 006
Siesta	064

SETTING THE UNIVERSAL REMOTE CONTROL

Silva	006, 061, 034, 128
Silva Schneider	006, 213, 327, 451
Silvano	108
Silver	145, 061, 005
SilverCrest	204
Singer	006, 074, 002, 014, 052, 075
Sinotec	162
Sinudyne	006, 061, 014, 023, 032, 056, 094, 097
Skantic	060
SKY	006, 195, 271, 300, 307, 308, 340, 341, 342, 343, 344, 391, 400, 421
SKY Brazil	195
Sliding	170, 190, 195, 256, 269, 270, 272
SLX	134
Smaragd	087
Soemtron	190, 246
Sogera	049
Sogo	271, 473
Solavox	006, 098, 061, 011, 023
Sonawa	036
Soniko	006
Sonitron	064, 033, 035, 053
Sonix	271, 389
Sonneclair	006
Sonoko	006, 043, 002, 035, 045
Sonolor	098, 061, 023, 033, 045
Sontec	006, 064, 002
Sony	006, 301, 005, 446, 412, 393, 375, 360, 325, 255, 203, 185, 174, 058, 003
Sound & Vision	036, 066
Soundesign	027
Soundwave	006, 204, 145, 049, 072, 420
Spectra	002
Squareview	026
Ssangyong	002
Standard	006, 204, 036, 002, 035, 049, 066, 380
Starlite	006, 043, 002, 023
Stenway	036, 045

Stern	043, 023, 032, 042, 070, 099
Strato	006, 043, 002, 403
Strong	210, 211
Stylandia	035
SunBrite	284
Sungoo	470
Sunkai	113, 087, 036, 080, 050, 059, 190
Sunstar	006, 043, 002, 065
Sunstech	456
Sunwood	006
Superla	034, 035, 094
SuperTech	102, 006, 036, 002, 034
Supra	002, 066
Susumu	036, 046, 052
Sutron	002
SVA	108, 190
Swedx	340
Swissflex	481
Swisstec	481, 480, 422, 421, 401, 400, 391, 344, 343, 342, 341, 340, 308, 307, 300, 271, 195, 190
Sydney	034, 035
Sylvania	026, 275, 427
Sysline	006
Sytong	034
Tactus	044
Tandberg	061, 020, 063
Tandy	036, 011, 015, 023, 035
Targa	237, 267
Tashiko	005, 023, 025, 034, 035
Tatung	006, 003, 011, 035, 044, 094, 118, 215, 230, 256, 267, 326, 327, 382, 383, 395
TCL	142, 321
TCM	144, 172, 242, 456
Teac	006, 144, 134, 138, 143, 043, 080, 002, 025, 026, 027, 056, 093
Tec	006, 002, 035, 042, 052, 082
Tech Line	006, 134, 211, 285
Tech Lux	214
Technica	036

SETTING THE UNIVERSAL REMOTE CONTROL

Technema	049
Technica	118, 451
Technics	102, 129
Technika	422, 428, 465, 468, 480, 493
TechniSat	102, 131, 237
Technisson	144, 242, 361
Technosonic	102, 120, 091, 195, 256, 258, 436, 437, 451, 468
Technotrend	316, 378
Techwood	204, 211
Teckton	271
Tecnimagen	102
Teco	205
Tedelex	002, 035, 380
Teiron	002
Tek	168
Teknika	009
TELE System	192
Teleavia	046, 054
Telecor	006, 036, 023, 035, 042
Telefunken	006, 120, 144, 103, 086, 320, 202, 105, 090, 082, 055, 054, 052, 046, 020, 016, 012, 348
Telefusion	006
Telegazi	006, 043, 036, 023, 042
Telemagic	150
Telemeister	006, 049
Telesonic	006
Telestar	102, 006
Teletech	006, 134, 204, 002
Teleton	005, 032, 035, 042, 056
Televideon	023, 034, 049
Television	006
Tempest	002
Tennessee	006
Tensai	006, 204, 145, 036, 002, 017, 018, 035, 049, 065, 066, 067
Tenson	002, 049
Tevion	102, 006, 144, 134, 204, 208, 468, 405, 403, 376, 355, 327, 298, 246, 242, 232, 230, 172, 128

Texet	036, 002, 034, 035, 066
Texla	165
Thes	467, 469, 471
Thomson	006, 120, 103, 020, 046, 052, 054, 056, 082, 335
Thorn	006, 061, 005, 100, 096, 093, 091, 054, 052, 044, 029, 020, 017, 012, 011, 004
Thorn-Ferguson	012, 029, 052, 054, 091
Time	378, 454, 455
Tiny	238
TMK	027
Tobishi	310
Tokai	006, 134, 204, 002, 011, 023, 035, 066
Tokaido	204
Tokyo	004, 034
Tomashi	036, 045
Topline	134, 204
Toshiba	030, 204, 005, 115, 129, 092, 447, 364, 313, 304, 242, 212, 211, 183, 100, 039, 022, 020, 010, 009, 004, 236, 257
Tosumi	451
Towada	035, 056
Toyoda	002
Trakton	043
TRANS-continents	102, 006, 134, 204, 035, 118, 190, 269, 272
Transonic	006, 108, 002
Transtec	034
Trident	035, 094
Trio	298, 376
Tristar	043, 036, 029
Triumph	102, 006, 055, 094
Tsoschi	045
TVTEXT 95	102
TWF	432
Uher	006, 086, 064, 032, 042, 049, 066, 072, 084
Ultravox	006, 014, 023, 034, 066
UMC	308, 340, 343, 391, 400, 422, 480, 481, 493

SETTING THE UNIVERSAL REMOTE CONTROL

Unic Line	006, 080, 083
United	006, 144, 204, 145, 108, 397, 445, 451
Universal	006
Universum	006, 134, 030, 204, 061, 043, 064, 005, 115, 070, 072, 083, 084, 089, 093, 096, 097, 101, 122, 172, 211, 285, 062, 056, 055, 047, 035, 025, 020, 018, 017, 010, 003, 002
Univox	006, 014, 023
V2max	190
V7 Videoseven	195, 224, 237, 271, 369, 394
Venturer	324, 386, 428
Vestel	006, 134, 204, 035, 211, 333, 370
Vexa	006, 002
Vibrant	044
Victor	005
Videocon	092
Videologic	036, 034
Videologique	036, 034, 035
VideoSystem	006
Videotechnic	034, 035, 049, 066
Videoton	023, 060
Vidikron	150, 277
Vidtech	027
Viewpia	192
Viewsonic	307, 308, 323, 335, 349, 391, 394, 259, 331
Visiola	034
Vision	006, 035, 049
Vistar	032
Vistron	265, 460
Vivax	250, 258
Vivid	250
Vortec	006
Voxson	006, 014, 023, 072
Waltham	006, 134, 204, 020, 035, 060, 072, 077
Wards	009, 022, 024, 027
Watson	006, 144, 134, 204, 036, 002, 023, 049, 095, 271, 285
Watt Radio	023, 034, 056, 097

Wega	006, 005, 014
Wegavox	002
Welltech	014
Weltblick	035, 049
Weltstar	204
Westinghouse	189
Wharfedale	102, 006, 095, 189, 256, 327, 370, 452, 453, 477, 502
White Westinghouse	006, 034, 049, 119
Wilson	102
Windsor	134, 204
Windstar	045
Windy Sam	102
World-of-Vision	190, 193, 195, 198, 224, 242, 246, 340, 389
X-View	215
Xenius	124, 133
XLogic	188
Xomax	397
Xoro	218, 224, 229, 303, 404, 503
Xrypton	006
Yakumo	342
Yalos	398
Yamaha	169, 314, 330, 184
Yamishi	006, 036, 080, 035, 045
Yokan	006
Yoko	006, 043, 064, 036, 002, 034, 035, 053
Yorx	036
Ytaiwai	316
Zanussi	032, 035
Zenith	119, 236
Zenor	053
TV/VCR Combo	
Aiwa	445
Amstrad	026
Beko	086
Black Diamond	444
Blue Sky	119, 445

SETTING THE UNIVERSAL REMOTE CONTROL

Daewoo	444, 119
Dantax	445
Emerson	444, 119
Ferguson	120, 012
Fidelity	026
Finlux	017
Firstline	119
GE	015, 442
GoldStar	006
Goodmans	444, 066, 119, 445
Grandin	119
Grundig	102, 006, 030, 101, 445
Hanimex	443
Hinari	005, 443
Internal	444, 119
Irradio	147
LG	027
Magnin	442
Matsui	445
MGA	442
Mitsubishi	102, 015
Orion	443, 445
Penney	442
Philips	102, 006
Portland	119
Radiola	102
RCA	015, 442
Saba	120
Samsung	442
Sanyo	442
Schneider	102, 006
SEG	119
Sharp	015
Siemens	006
Sony	301, 446
Teac	026
Technics	102

Thomson	120
United	445
Universum	018
White Westinghouse	119
TV/VCR/DVD Combo	
Bush	448
Ferguson	447
Grundig	448
Matsui	447
Orion	448

.....
 If the code for your equipment is not listed, visit the following website and see MDB1.3 for a complete list of supported codes.

(<http://www.humaxdigital.com/global/support/rcucodelist.asp>)

SPECIFICATION

Power Supply

Power Type: External Adaptor

Power Consumption: 12V/4.0A (Standby: under 0.5W)

Input Voltage: AC 100~240, 50/60Hz

Protection: Separate Internal Fuse & Lightning protection

Physical Specification

Size (W x H x D): 352 x 55 x 238 (mm)

Weight: 1.7kg



'WEEE' Instructions

This product should not be disposed with other household wastes at the end of its working life. Please separate this from other types of wastes and recycle it responsibly to promote the sustainable reuse of material resources. This will prevent possible harm to the environment or human health from uncontrolled waste disposal.

Domestic users:

Please contact either the retailer where you purchased this product or their local government office for details of where and how they can take this item for environmentally safe recycling.

Business users:

Contact your supplier and check the terms and conditions of the purchase contract. This product should not be mixed with other commercial wastes for disposal.

Trademarks

- Manufactured under license from Dolby Laboratories.

Dolby and the double-D symbol are trademarks of Dolby Laboratories.

- HDMI, the HDMI Logo, and High-Definition Multimedia interface are trademarks and registered trademarks of HDMI Licensing LLC.

HDMI™

SPECIFICATION

EU regulatory conformance

Hereby, HUMAX Co., Ltd, declares that this HDR-1010S is in compliance with the essential requirements and other relevant provisions of Directive 1999/5/EC.

The product carries the CE mark and the Notified Body code 0678 applied onto it.

The conformity assessment procedure referred to in Article 10 and detailed in Annex IV of Directive 1999/5/EC has been followed with the involvement of the following Notified Body:

EMCCERT DR. RASEK GMBH Boelwiese 5 91320 EBERMANSTADT, Germany

Identification mark: 0678



The Declaration of conformity made under Directive 1999/5/EC and is available for viewing at the following location in the EU community:

<http://www.humaxdigital.com/global/support/support.html>

Wireless equipment use information

1. In France

Authorization for outdoor usage is limited to Channels 1~7 (2.400 ~ 2.454 GHz).

2. In Italy

For outdoor usage a general authorization is required from the national spectrum authorities.

3. In Latvia

For outdoor usage an authorization is required from the Electronic Communications Office.

4. 5GHz Radio Local Area Networks (RLANs) Band only indoor use.

5. This equipment may be operated in all European Union member countries and Turkey.

OPEN SOURCE SOFTWARE NOTICE

OPEN SOURCE SOFTWARE NOTICE
HUMAX products use certain open source operating system software distributed pursuant to GNU GENERAL PUBLIC LICENSE Version 2 and GNU LESSER GENERAL LICENSE Version 2.1 each as defined and published by the Free Software Foundation, Inc.
The following GPL and LGPL software source codes used in this product can be provided and this offer is valid for up to three years from the date of original download of the software or purchase of product containing such software. Please contact us at gnu@humaxdigital.com.

GPL Software
linux
libxft2fs
busybox

LGPL Software
id3lib
libxft
libwebsockets
log4c
Ulibc
DirectFB
xml2json

MIT License Software
jansson
libcurl
libxml2
pixman
jquery
jquery-ui
jquery-tmpl
jquery-ui-custom.min
jquery.xdomainajax
dateformat
state-machine.min

FreeType License (FTL) Software

FreeType
Portions of this software are copyright © <2007> The FreeType Project (www.freetype.org). All rights reserved.

OpenSSL License Software

OpenSSL
This product includes cryptographic software written by Eric Young (ey@cryptsoft.com)
This product includes software written by Tim Hudson. (tjh@cryptsoft.com)
This product includes software developed by the OpenSSL Project for use in the OpenSSL Toolkit. (<http://www.openssl.org>)

Libpng License Software

libpng
libpng versions 1.2.6, August 15, 2004, through 1.2.25, February 18, 2008, are Copyright (c) 2004, 2006-2008 Glenn Randers-Pehrson, and are distributed according to the same disclaimer and license as libpng-1.2.5 with the following individual added to the list of Contributing Authors Cosmin Truta

Zlib License Software

zlib
Copyright (C) 1995-2004 Jean-loup Gailly and Mark Adler

Ncurses License Software

ncurses
Copyright (c) 1998-2004, 2006 Free Software Foundation, Inc.

Libexpat License Software

libexpat
Copyright (c) 1998, 1999, 2000 Thai Open Source Software Center Ltd and Clark Cooper
Copyright (c) 2001, 2002, 2003, 2004, 2005, 2006 Expat maintainers.

Use, modification and redistribution of the Open Source Software is governed by the terms and conditions of the applicable Open Source License. The GNU General Public License (GPL) v2 is shown below. The GNU General Public License (GPL) Version 2, June 1991
Copyright (C) 1989, 1991 Free Software Foundation, Inc.
51 Franklin Street, Fifth Floor, Boston, MA 02110-1301, USA
Everyone is permitted to copy and distribute verbatim copies of this license document, but changing it is not allowed.

Preamble
The licenses for most software are designed to take away your freedom to share and change it. By contrast, the GNU General Public License is intended to guarantee your freedom to share and change free software—to make sure the software is free for all its users. This General Public License applies to most of the Free Software Foundation's software and to any other program whose authors commit to using it. (Some other Free Software Foundation software is covered by the GNU Lesser General Public License instead.) You can apply it to your programs, too.

When we speak of free software, we are referring to freedom, not price. Our General Public Licenses are designed to make sure that you have the freedom to distribute copies of free software (and charge for this service if you wish), that you receive source code or can get it if you want it, that you can change the software or use pieces of it in new free programs; and that you know you can do these things.

To protect your rights, we need to make restrictions that forbid anyone to deny you these rights or to ask you to surrender the rights. These restrictions translate to certain responsibilities for you if you distribute copies of the software, or if you modify it.
For example, if you distribute copies of such a program, whether gratis or for a fee, you must give the recipients all the rights that you have. You must make sure that they, too, receive or can get the source code. And you must show them these terms so they know their rights. We protect your rights with two steps: (1) copyright the software, and (2) offer you this license which gives you legal permission to copy, distribute and/or modify the software.

Also, for each author's protection and ours, we want to make certain that everyone understands that there is no warranty for this free software. If the software is modified by someone else and passed on, we want its recipients to know that what they have is not the original, so that any problems introduced by others will not reflect on the original authors' reputations. Finally, any free program is threatened constantly by software patents.

We wish to avoid the danger that redistributors of a free program will individually obtain patent licenses, in effect making the program proprietary. To prevent this, we have made it clear that any patent must be licensed for everyone's free use or not licensed at all. The precise terms and conditions for copying, distribution and modification follow.

TERMS AND CONDITIONS FOR COPYING, DISTRIBUTION AND MODIFICATION

0. This License applies to any program or other work which contains a notice placed by the copyright holder saying it may be distributed under the terms of this General Public License. The "Program", below, refers to any such program or work, and a "work based on the Program" means either the Program or any derivative work under copyright law: that is to say, a work containing the Program or a portion of it, either verbatim or with modifications and/or translated into another language. (Hereinafter, translation is included without limitation in the term "modification".) Each licensee is addressed as "you".
Activities other than copying, distribution and modification are not covered by this License; they are outside its scope. The act of running the Program is not restricted, and the output from the Program is covered only if its contents constitute a work based on the Program (independent of having been made by running the Program). Whether that is true depends on what the Program does.

1. You may copy and distribute verbatim copies of the Program's source code as you receive it, in any medium, provided that you conspicuously and appropriately publish on each copy an appropriate copyright notice and disclaimer of warranty; keep intact all the notices that refer to this License and to the absence of any warranty; and give any other recipients of the Program a copy of this License along with the Program.

You may charge a fee for the physical act of transferring a copy, and you may at your option offer warranty protection in exchange for a fee.
2. You may modify your copy or copies of the Program or any portion of it, thus forming a work based on the Program, and copy and distribute such modifications or work under the terms of Section 1 above, provided that you also meet all of these conditions:

a) You must cause the modified files to carry prominent notices stating that you changed the files and the date of any change.
b) You must cause any work that you distribute or publish, that in whole or in part contains or is derived from the Program or any part thereof, to be licensed as a whole at no charge to all third parties under the terms of this License.

c) If the modified program normally reads commands interactively when run, you must cause it, when started running for such interactive use in the most ordinary way, to print or display an announcement including an appropriate copyright notice and a notice that there is no warranty (or else, saying that you provide a warranty) and that users may redistribute the program under these conditions, and telling the user how to view a copy of this License. (Exception: if the Program itself is interactive but does not normally print such an announcement, your work based on the Program is not required to print an announcement.)
These requirements apply to the modified work as a whole. If identifiable sections of that work are not derived from the Program, and can be reasonably considered independent and separate works in themselves, then this License, and its terms, do not apply to those sections when you distribute them as separate works. But when you distribute the same sections as part of a whole which is a work based on the Program, the distribution of the whole must be on the terms of this License, whose permissions for other licensees extend to the entire whole, and thus to each and every part regardless of who wrote it. Thus, it is not the intent of this section to claim rights or contest your rights to work written entirely by you; rather, the intent is to exercise the right to control the distribution of derivative or collective works based on the Program.

In addition, mere aggregation of another work not based on the Program with the Program (or with a work based on the Program) on a volume of a storage or distribution medium does not bring the other work under the scope of this License.
3. You may copy and distribute the Program (or a work based on it, under Section 2) in object code or executable form under the terms of Sections 1 and 2 above provided that you also do one of the following:
a) Accompany it with the complete corresponding machine-readable source code, which must be distributed under the terms of Sections 1 and 2 above on a medium customarily used for software interchange; or
b) Accompany it with a written offer, valid for at least three years, to give any third party, for a charge no more than your cost of physically performing source distribution, a complete machine-readable copy of the corresponding source code, to be distributed under the terms of Sections 1 and 2 above on a medium customarily used for software interchange; or
c) Accompany it with the information you received as to the offer to distribute corresponding source code. (This alternative is allowed only for noncommercial distribution and only if you received the program in object code or executable form with such an offer, in accord with Subsection b above.)

The source code for a work means the preferred form of the work for making modifications to it. For an executable work, complete source code means all the source code for all modules it contains, plus any associated interface definition files, plus the scripts used to control compilation and installation of the executable. However, as a special exception, the source code distributed need not include anything that is normally distributed (in either source or binary form) with the major components (compiler, kernel, and so on) of the operating system on which the executable runs, unless that component itself accompanies the executable.
If distribution of executable or object code is made by offering access to copy the source code from the same place counts as distribution of the source code, even though third parties are not compelled to copy the source code along with the object code.

4. You may not copy, modify, sublicense, or distribute the Program except as expressly provided under this License. Any attempt otherwise to copy, modify, sublicense or distribute the Program is void, and will automatically terminate your rights under this License. However, parties who have received copies, or rights, from you under this License will not have their licenses terminated so long as such parties remain in full compliance.
5. You are not required to accept this License, since you have not signed it. However, nothing else grants you permission to modify or distribute the Program or its derivative works. These actions are prohibited by law if you do not accept this License. Therefore, by modifying or distributing the Program (or any work based on the Program), you indicate your acceptance of this License to do so, and all its terms and conditions for copying, distributing or modifying the Program or works based on it.

6. Each time you redistribute the Program (or any work based on the Program), the recipient automatically receives a license from the original licensor to copy, distribute or modify the Program subject to these terms and conditions. You may not impose any further restrictions on the recipients' exercise of the rights granted herein. You are not responsible for enforcing compliance by third parties to this License.

7. If, as a consequence of a court judgment or allegation of patent infringement or for any other reason (not limited to patent issues), conditions are imposed on you (whether by court order, agreement or otherwise) that contradict the conditions of this License, they do not excuse you from the conditions of this License. If you cannot distribute so as to satisfy simultaneously your obligations under this License and any other pertinent obligations, then as a consequence you may not distribute the Program at all. For example, if a patent license would not permit royalty-free redistribution of the Program by all those who receive copies directly or indirectly through you, then the only way you could satisfy both it and this License would be to refrain entirely from distribution of the Program.
If any portion of this section is held invalid or unenforceable under any particular circumstance, the balance of the section is intended to apply and the section as a whole is intended to apply in other circumstances. It is not the purpose of this section to induce you to infringe any patents or other property right claims or to contest validity of any such claims; this section has the sole purpose of protecting the integrity of the free software distribution system, which is implemented by public license practices. Many people have made generous contributions to the wide range of software distributed through that system in reliance on consistent application of that system; it is up to the author/donor to decide if he or she is willing to distribute software through any other system and a licensee cannot impose that choice.

This section is intended to make thoroughly clear what is believed to be a consequence of the rest of this License.
8. If the distribution and/or use of the Program is restricted in certain countries either by patents or by copyrighted interfaces, the original copyright holder who places the Program under this License may add an explicit geographical distribution limitation excluding those countries, so that distribution is permitted only in or among countries not thus excluded. In such case, this License incorporates the limitation as if written in the body of this License.
9. The Free Software Foundation may publish revised and/or new versions of the General Public License from time to time. Such new versions will be similar in spirit to the present version, but may differ in detail to address new problems or concerns.
Each version is given a distinguishing version number. If the Program specifies a version number of this License which applies to it and "any later version", you have the option of following the terms and conditions either of that version or of any later version published by the Free Software Foundation. If the Program does not specify a version number of this License, you may choose any version ever published by the Free Software Foundation.

10. If you wish to incorporate parts of the Program into other free programs whose distribution conditions are different, write to the author to ask for permission. For software which is copyrighted by the Free Software Foundation, write to the Free Software Foundation; we sometimes make exceptions for this. Our decision will be guided by the two goals of preserving the free status of all derivatives of our free software and of promoting the sharing and reuse of software generally.

NO WARRANTY.
11. BECAUSE THE PROGRAM IS LICENSED FREE OF CHARGE, THERE IS NO WARRANTY FOR THE PROGRAM, TO THE EXTENT PERMITTED BY APPLICABLE LAW. EXCEPT WHEN OTHERWISE STATED IN WRITING THE COPYRIGHT HOLDERS AND/OR OTHER PARTIES PROVIDE THE PROGRAM "AS IS" WITHOUT WARRANTY OF ANY KIND, EITHER EXPRESSED OR IMPLIED, INCLUDING, BUT NOT LIMITED TO, THE IMPLIED WARRANTIES OF MERCHANTABILITY AND FITNESS FOR A PARTICULAR PURPOSE. THE ENTIRE RISK AS TO THE QUALITY AND PERFORMANCE OF THE PROGRAM IS WITH YOU. SHOULD THE PROGRAM PROVE DEFECTIVE, YOU ASSUME THE COST OF ALL NECESSARY SERVICING, REPAIR OR CORRECTION.

12. IN NO EVENT UNLESS REQUIRED BY APPLICABLE LAW OR AGREED TO IN WRITING WILL ANY COPYRIGHT HOLDER, OR ANY OTHER PARTY WHO MODIFIES AND/OR DISTRIBUTES THE PROGRAM AS PERMITTED ABOVE, BE LIABLE TO YOU FOR DAMAGES, INCLUDING ANY GENERAL, SPECIAL, INCIDENTAL OR CONSEQUENTIAL DAMAGES ARISING OUT OF THE USE OR INABILITY TO USE THE PROGRAM (INCLUDING BUT NOT LIMITED TO LOSS OF DATA OR DATA BEING RENDERED INACCURATE OR LOSSES SUSTAINED BY YOU OR THIRD PARTIES OR A FAILURE OF THE PROGRAM TO OPERATE WITH ANY OTHER PROGRAM), EVEN IF SUCH HOLDER OR OTHER PARTY HAS BEEN ADVISED OF THE POSSIBILITY OF SUCH DAMAGES.

END OF TERMS AND CONDITIONS
How to Apply These Terms to Your New Programs
If you develop a new program, and you want it to be of the greatest possible use to the public, the best way to achieve this is to make it free software which everyone can redistribute and change under these terms.

To do so, attach the following notices to the program. It is safest to attach them to the start of each source file to most effectively convey the exclusion of warranty; and each file should have at least the "copyright" line and a pointer to where the full notice is found.
One line to give the program's name and a brief idea of what it does.
Copyright (C) yyyy name of author
This program is free software; you can redistribute it and/or modify it under the terms of the GNU General Public License as published by the Free Software Foundation; either version 2 of the License, or (at your option) any later version.
This program is distributed in the hope that it will be useful, but WITHOUT ANY WARRANTY; without even the implied warranty of MERCHANTABILITY or FITNESS FOR A PARTICULAR PURPOSE. See the GNU General Public License for more details.
You should have received a copy of the GNU General Public License along with this program; if not, write to the Free Software Foundation, Inc., 51 Franklin Street, Fifth Floor, Boston, MA 02110-1301, USA.
Also add information on how to contact you by electronic and paper mail.

If the program is interactive, make it output a short notice like this when it starts in an interactive mode:
Gnomovision version 69, Copyright (C) year name of author
Gnomovision comes with ABSOLUTELY NO WARRANTY; for details type 'show w'. This is free software, and you are welcome to redistribute it under certain conditions; type 'show c' for details.
The hypothetical commands 'show w' and 'show c' should show the appropriate parts of the General Public License. Of course, the command 'show w' may be called something other than 'show w' and 'show c'; they could even be mouse-clicks or menu items-whatever

suits your program. You should also get your employer (if you work as a programmer) or your school, if any, to sign a "copyright disclaimer" for the program, if necessary. Here is a sample: "after the names: Yooyodyne, Inc., hereby disclaims all copyright interest in the program 'Gnomovision' (which makes passes at compilers) written by James Hacker. signature of Ty Coon, 1 April 1989" Ty Coon, President of Vice This General Public License does not permit incorporating your program into proprietary programs. If your program is a subroutine library, you may consider it more useful to permit linking proprietary applications with the library. If this is what you want to do, use the GNU Library General Public License instead of this License.

GNU Lesser General Public License (LGPL) Version 2.1, February 1999 Copyright (C) 1991, 1999 Free Software Foundation, Inc. 51 Franklin Street, Fifth Floor, Boston, MA 02110-1301 USA Everyone is permitted to copy and distribute verbatim copies of this license document, but changing it is not allowed. This is the first released version of the Lesser GPL. It also counts as the successor of the GNU Library General Public License, version 2.1.

Preamble The licenses for most software are designed to take away your freedom to share and change it. By contrast, the GNU General Public Licenses are intended to guarantee your freedom to share and change free software--to make sure the software is free for all its users. This license, the Lesser General Public License, applies to some specially designated software packages--typically libraries--of the Free Software Foundation and other authors who decide to use it. You can use it too, but we suggest you first think carefully about whether this license or the ordinary General Public License is the better strategy to use in any particular case, based on the explanations below. When we speak of free software, we are referring to freedom of use, not price. Our General Public Licenses are designed to make sure that you have the freedom to distribute copies of free software (and charge for this service if you wish); that you receive source code or can get it if you want it; that you can change the software and use pieces of it in new free programs; and that you are informed that you can do these things.

To protect your rights, we need to make restrictions that forbid licensors and distributors to deny you these rights or to ask you to surrender these rights. These restrictions translate to certain responsibilities for you if you distribute copies of the library or if you modify it. For example, if you distribute copies of the library, whether gratis or for a fee, you must give the recipients all the rights that we gave you. You must make sure that they, too, receive or can get the source code. If you link other code with the library, you must provide complete object files to the recipients, so that they can relink them with the library after making changes to the library and recompiling it. And you must show them these terms so they know their rights.

We protect your rights with a two-step method: (1) we copyright the library, and (2) we offer you this license, which gives you legal permission to copy, distribute and/or modify the library. To protect each distributor, we want to make it very clear that there is no warranty for the free library. Also, if the library is modified by someone else and passed on, the recipients should know that what they have is not the original version, so that the original author's reputation will not be affected by problems that might be introduced by others.

Finally, software patents pose a constant threat to the existence of any free program. We wish to make sure that a company cannot effectively restrict the use of a free program by obtaining a restrictive license from a patent holder. Therefore, we insist that any patent license obtained for a version of the library must be consistent with the full freedom of use specified in this license.

Most GNU software, including some libraries, is covered by the ordinary GNU General Public License. This license, the GNU Lesser General Public License, applies to certain designated libraries, and is quite different from the ordinary General Public License. We use this license for certain libraries in order to permit linking those libraries into non-free programs. When a program is linked with a library, whether statically or using a shared library, the combination of the two is legally speaking a combined work, a derivative of the original library. The ordinary General Public License therefore permits such linking only if the entire combination fits its criteria of freedom. The Lesser General Public License permits more lax criteria for linking in this way.

We call this license the "Lesser" General Public License because it does less to protect the user's freedom than the ordinary General Public License. It also provides other free software developers less of an advantage over competing non-free programs. These disadvantages are the reason we use the ordinary General Public License for many libraries. However, the Lesser license provides advantages in certain special circumstances.

For example, on rare occasions, there may be a special need to encourage the widest possible use of a certain library, so that it becomes a de-facto standard. To achieve this, non-free programs must be allowed to use the library. A more frequent case is that a free library does the same job as widely used non-free libraries. In this case, there is little to gain by limiting the free library to free software only, so we use the Lesser General Public License instead.

In other cases, permission to use a particular library in non-free programs enables a greater number of people to use a large body of free software. For example, permission to use the GNU C library in non-free programs enables many more people to use the whole GNU operating system, as well as its variant, the GNU/Linux operating system.

Although the Lesser General Public License is less protective of the users' freedom, it does ensure that the user of a program that is linked with the library has the freedom and the wherewithal to run that program using a modified version of the library. The precise terms and conditions for copying, distribution and modification follow. Pay close attention to the difference between a "work based on the library" and a "work that uses the library". The former contains code derived from the library, whereas the latter must be combined with the library in order to run.

TERMS AND CONDITIONS FOR COPYING, DISTRIBUTION AND MODIFICATION

0. This License Agreement applies to any software library or other program which contains a notice placed by the copyright holder or other authorized party saying it may be distributed under the terms of this Lesser General Public License (also called "this License"). Each licensee is addressed as "you". A "library" means a collection of software functions and/or data prepared so as to be conveniently linked with application programs (which use some of those functions and data) to form executables.

The "Library", below, refers to any such software library or work which has been distributed under these terms. A "work based on the Library" means either the Library or any derivative work under copyright law: that is to say, a work containing the Library or a portion of it, either verbatim or with modifications and/or translated straightforwardly into another language. (Hereinafter, translation is included without limitation in the term "modification".)

"Source code" for a work means the preferred form of the work for making modifications to it. For a library, complete source code means all the source code for all modules it contains, plus any associated interface definition files, plus the scripts used to control compilation and installation of the library.

Activities other than copying, distribution and modification are not covered by this License; they are outside its scope. The act of running a program using the Library is not restricted, and output from such a program is covered only if its contents constitute a work based on the Library (independent of the use of the Library in a tool for writing it). Whether that is true depends on what the Library does and what the program that uses the Library does.

1. You may copy and distribute verbatim copies of the Library's complete source code as you receive it, in any medium, provided that you conspicuously and appropriately publish on each copy an appropriate copyright notice and disclaimer of warranty; keep intact all the notices that refer to this License and to the absence of any warranty; and distribute a

copy of this License along with the Library. You may charge a fee for the physical act of transferring a copy, and you may at your option offer warranty protection in exchange for a fee.

2. You may modify your copy or copies of the Library or any portion of it, thus forming a work based on the Library, and copy and distribute such modifications or work under the terms of Section 1 above, provided that you also meet all of these conditions:

a) The modified work must itself be a software library. b) You must cause the files modified to carry prominent notices stating that you changed the files and the date of any change.

c) You must cause the whole of the work to be licensed at no charge to all third parties under the terms of this License.

d) If a facility in the modified Library refers to a function or a table of data to be supplied by an application program that uses the facility, other than as an argument passed when the facility is invoked, then you must make a good faith effort to ensure that, in the event an application does not supply such function or table, the facility still operates, and performs whatever part of its purpose remains meaningful.

(For example, a function in a library to compute square roots has a purpose that is entirely well-defined independent of the application. Therefore, Subsection 2d requires that any application-supplied function or table used by this function must be optional: if the application does not supply it, the square root function must still compute square roots.)

These requirements apply to the modified work as a whole. If identifiable sections of that work are not derived from the Library, and can be reasonably considered independent and separate works in themselves, then this License, and its terms, do not apply to those sections when you distribute them as separate works. But when you distribute the same sections as part of a whole which is a work based on the Library, the distribution of the whole must be on the terms of this License, whose permissions for other licenses extend to the entire whole, and thus to each and every part regardless of who wrote it.

3. The intent of this section is to ensure that the rights of copyright holders to control the distribution of derivative or collective works based on the Library.

In addition, mere aggregation of another work not based on the Library with the Library (or with a work based on the Library) on a volume of a storage or distribution medium does not bring the other work under the scope of this License.

4. You may copy and distribute the Library (or a portion or derivative of it, under Section 2) in object code or executable form under the terms of Sections 1 and 2 above provided that you accompany it with the complete corresponding machine-readable source code, which must be distributed under the terms of Sections 1 and 2 above on a medium customarily used for software interchange.

5. A program that contains no derivative of any portion of the Library, but is designed to work with the Library by being compiled or linked with it, is called a "work that uses the Library". Such a work, in isolation, is not a derivative work of the Library, and therefore falls outside the scope of this License.

However, linking a "work that uses the Library" with the Library creates an executable that is a derivative of the Library (because it contains portions of the Library), rather than a "work that uses the library". The executable is therefore covered by this License. Section 6 states terms for distribution of such executables.

When a "work that uses the Library" uses material from a header file that is part of the Library, the user of the program is not required to distribute a copy of the Library even though the source code is not. Whether this is true is especially significant if the work can be linked without the Library, or if the work is itself a library. The threshold for this to be true is not precisely defined by law.

If such an object file uses only numerical parameters, data structure layouts and accessors, and small macros and small inline functions (ten lines or less in length), then the use of the object file is unrestricted, regardless of whether it is legally a derivative work. (Executables containing this object code plus portions of the Library will still fall under Section 6.)

Otherwise, if the work is a derivative of the Library, you may distribute the object code for the work under the terms of Section 6. Any executables containing that work also fall under Section 6, whether or not they are linked directly with the Library itself.

6. As an exception to the Sections above, you may also combine or link a "work that uses the Library" with the Library to produce a work containing portions of the Library, and distribute that work under terms of your choice, provided that the terms permit modification of the work for the customer's own use and reverse engineering for debugging such modifications.

You must give prominent notice with each copy of the work that the Library is used in it and that the Library and its use are covered by this License. You must supply a copy of this License. If the work during execution displays copyright notices, you must include the copyright notice for the Library among them, as well as a reference directing the user to the copy of this License. Also, you must do one of these things:

a) Accompany the work with the complete corresponding machine-readable source code for the Library including whatever changes were used in the work (which must be distributed under Sections 1 and 2 above); and, if the work is an executable linked with the Library, with the complete machine-readable "work that uses the Library", as object code and/or source code, so that the user can modify the Library and then relink to produce a modified executable containing the modified Library. (It is understood that the user who changes the contents of definitions files in the Library will not necessarily be able to recompile the application to use the modified definitions.)

b) Use a suitable shared library mechanism for linking with the Library. A suitable mechanism is one that (1) uses at run time a copy of the library already present on the user's computer system, rather than copying library functions into the executable, and (2) will operate properly with a modified version of the library. If the user installs one, as long as the modified version is interface-compatible with the version that the work was made with.

c) Accompany the work with a written offer, valid for at least three years, to give the same user the materials specified in Subsection 6a, above, for a charge no more than the cost of performing this distribution.

d) If distribution of the work is made by offering access to copy from a designated place, offer equivalent access to copy the above specified materials from the same place.

e) Verify that the user has already received a copy of these materials or that you have already sent this user a copy. For an executable, the required form of the "work that uses the Library" must include any data and utility programs needed for reproducing the executable from it. However, as a special exception, the materials to be distributed need not include anything that is normally distributed (in either source or binary form) with the major components (compiler, kernel, and so on) of the operating system on which the executable runs, unless that component itself accompanies the executable.

It may happen that this requirement contradicts the license restrictions of other proprietary libraries that do not normally accompany the operating system. Such a contradiction means you cannot use both them and the Library together in an executable that you distribute.

7. You may place library facilities that are a work based on the Library side-by-side in a single library together with other library facilities not covered by this License, and distribute such a combined library, provided that the separate distribution of the work based on the Library and of the other library facilities is otherwise permitted, and provided that you do these two things:

a) Accompany the combined library with a copy of the same work based on the Library, uncombined with any other library facilities. This must be distributed under the terms of the Sections above.

b) Give prominent notice with the combined library of the fact that part of it is a work based on the Library, and explaining where to find the accompanying uncombined form of the same work.

8. You may not copy, modify, sublicense, link with, or distribute the Library except as expressly provided under this License. Any attempt otherwise to copy, modify, sublicense, link with, or distribute the Library is void, and will automatically terminate your rights under this License. However, parties who have received copies, or rights, from you under this License will not have their licenses terminated so long as such parties remain in full compliance.

9. You are not required to accept this License, since you have not signed it. However, nothing else grants you permission to modify or distribute the Library or its derivative works. These actions are prohibited by law if you do not accept this License. Therefore, by modifying or distributing the Library (or any work based on the Library), you indicate your acceptance of this License to do so, and all its terms and conditions for copying, distribution and modification of the Library or works based on it.

10. Each time you redistribute the Library (or any work based on the Library), the recipient automatically receives a license from the original licensor to copy, distribute, link with or modify the Library subject to these terms and conditions. You may not impose any further restrictions on the recipients' exercise of the rights granted here. You are not responsible for enforcing compliance by third parties with this License.

11. If as a consequence of a court judgment or allegation of patent infringement or for any other reason (not limited to patent issues), conditions are imposed on you (whether by court order, agreement or otherwise) that contradict the conditions of this License, they do not excuse you from the conditions of this License. If you cannot distribute so as to satisfy simultaneously your obligations under this License and any other pertinent obligations, then as a consequence you may not distribute the Library at all. For example, if a patent license would not permit royalty-free redistribution of the Library by all those who receive copies directly or indirectly through you, then the only way you could satisfy both it and this License would be to refrain entirely from distribution of the Library.

If any portion of this section is held invalid or unenforceable under any particular circumstance, the balance of the section is intended to apply, and the section as a whole is intended to apply in other circumstances.

It is not the purpose of this section to induce you to infringe any patents or other property right claims or to contest validity of any such claims; this section has the sole purpose of protecting the integrity of the free software distribution system which is implemented by public license practices. Many people have made generous contributions to the wide range of software distributed through that system in reliance on consistent application of that system; it is up to the author/donor to decide if he/she is willing to distribute software through any other system and a licensee cannot impose that choice.

This section is intended to make thoroughly clear what is believed to be a consequence of the rest of this License.

12. If the distribution and/or use of the Library is restricted in certain countries either by patents or by copyrighted interfaces, the original copyright holder who places the Library under this License may add an exception to the above distribution limitation for those countries, so that distribution is permitted only in or among countries not thus excluded. In such case, this License incorporates the limitation as if written in the body of this License.

13. The Free Software Foundation may publish revised and/or new versions of the Lesser General Public License from time to time. Such new versions will be similar in spirit to the present version, but may differ in detail to address new problems or concerns.

Each version is given a distinguishing version number. If the Library specifies a version number of this License which applies to it and "any later version", you have the option of following the terms and conditions either of that version or of any later version published by the Free Software Foundation. If the Library does not specify a license version number, you may choose any version ever published by the Free Software Foundation.

14. If you wish to propagate copies of the Library into other free programs whose distribution conditions are incompatible with these, write to the author to ask for permission. For software which is copyrighted by the Free Software Foundation, write to the Free Software Foundation; we sometimes make exceptions for this. Our decision will be guided by the two goals of preserving the free status of all derivatives of our free software and of promoting the sharing and reuse of software generally.

NO WARRANTY 15. BECAUSE THE LIBRARY IS LICENSED FREE OF CHARGE, THERE IS NO WARRANTY FOR THE LIBRARY, TO THE EXTENT PERMITTED BY APPLICABLE LAW. EXCEPT WHEN OTHERWISE STATED IN WRITING THE COPYRIGHT HOLDERS AND/OR OTHER PARTIES PROVIDE THE LIBRARY "AS IS" WITHOUT WARRANTY OF ANY KIND, EITHER EXPRESSED OR IMPLIED, INCLUDING, BUT NOT LIMITED TO, THE IMPLIED WARRANTIES OF MERCHANTABILITY AND FITNESS FOR A PARTICULAR PURPOSE. THE ENTIRE RISK AS TO THE QUALITY AND PERFORMANCE OF THE LIBRARY IS WITH YOU. SHOULD THE LIBRARY PROVE DEFECTIVE, YOU ASSUME THE COST OF ALL NECESSARY SERVICING, REPAIR OR CORRECTION. 16. IN NO EVENT UNLESS REQUIRED BY APPLICABLE LAW OR AGREED TO IN WRITING WILL ANY COPYRIGHT HOLDER, OR ANY OTHER PARTY WHO MAY MODIFY AND/OR REDISTRIBUTE THE LIBRARY AS PERMITTED ABOVE, BE LIABLE TO YOU FOR DAMAGES, INCLUDING ANY GENERAL, SPECIAL, INCIDENTAL OR CONSEQUENTIAL DAMAGES ARISING OUT OF THE USE OR INABILITY TO USE THE LIBRARY (INCLUDING BUT NOT LIMITED TO LOSS OF DATA OR DATA BEING RENDERED INACCURATE OR LOSSES SUSTAINED BY YOU OR THIRD PARTIES OR A FAILURE OF THE LIBRARY TO OPERATE WITH ANY OTHER SOFTWARE), EVEN IF SUCH HOLDER OR OTHER PARTY HAS BEEN ADVISED OF THE POSSIBILITY OF SUCH DAMAGES.

END OF TERMS AND CONDITIONS How to Apply These Terms to Your New Libraries If you develop a new library, and you want it to be of the greatest possible use to the public, we recommend making it free software that everyone can redistribute and change. You can do so by permitting redistribution under these terms (or alternatively, under the terms of the ordinary General Public License).

To apply these terms, attach the following notices to the library. It is safest to attach them to the start of each source file to most effectively convey the exclusion of warranty; and each file should have at least the "copyright" line and a pointer to where the full notice is found. one line to give the library's name and an idea of what it does.: Copyright (C) year name of author

This library is free software; you can redistribute it and/or modify it under the terms of the GNU Lesser General Public License as published by the Free Software Foundation; either version 2.1 of the License, or (at your option) any later version.

This library is distributed in the hope that it will be useful, but WITHOUT ANY WARRANTY; without even the implied warranty of MERCHANTABILITY or FITNESS FOR A PARTICULAR PURPOSE. See the GNU Lesser General Public License for more details.

You should have received a copy of the GNU Lesser General Public License along with this library; if not, write to the Free Software Foundation, Inc., 51 Franklin Street, Fifth Floor, Boston, MA 02110-1301 USA Also add information on how to contact you by electronic and paper mail. You should also get your employer (if you work as a programmer) or your school, if any, to sign a "copyright disclaimer" for the library, if necessary. Here is a sample: after the names: Yooyodyne, Inc., hereby disclaims all copyright interest in the library 'Frob' (a library for tweaking knobs) written by James Random Hacker.

signature of Ty Coon, 1 April 1990 Ty Coon, President of Vice

KEEP IN TOUCH

keep up to date freesat.co.uk

follow us twitter.com/Freesat_TV

find us facebook.com/Freesat

join in at community.freesat.co.uk

EMAIL UPDATES

Sign up to be the first to hear about Freesat news, product trials and exciting new features coming to your Freesat box.

Register at freesat.co.uk/keepintouch

We promise to only send you interesting and entertaining news and TV reviews. And we'll never pass on your address to anyone you don't want us to.

SUPPORT

For help with installation or using your new Freesat+ box with Freetime, call us on **0345 313 0051** (local call rate) or visit freesat.co.uk

Humax helpline **0344 318 8800**

email uksupport@humax-digital.co.uk

visit www.humaxdigital.com/uk

HUMAX



FREESAT and the Freesat logo are registered trade marks and the Freesat logo is copyright of Freesat (UK) Ltd. The details in this guide are correct at the time of going to print and is for guidance only. The products features outlined are subject to change at any time without notice. No responsibility can be accepted for the failure of your Freesat+ box as a result of using this information.